

[54] **DESTATICIZING BLOWER**  
 [75] **Inventor:** Jesse J. Kanarek, Los Altos, Calif.  
 [73] **Assignee:** Dal Industries, Inc., Mountain View, Calif.  
 [\*\*] **Term:** 14 Years  
 [21] **Appl. No.:** 871,527  
 [22] **Filed:** Jan. 23, 1978  
 [51] **Int. Cl.** ..... D23-04  
 [52] **U.S. Cl.** ..... D23/155  
 [58] **Field of Search** ..... D23/118-127,  
 D23/139-167; 416/63, 247; 417/234, 411;  
 361/213, 229, 231

3,504,227 3/1970 Wooton et al. .... 361/231  
 3,654,534 4/1972 Fischer ..... 361/231 X  
 4,037,268 7/1977 Gallagher ..... 361/231

**OTHER PUBLICATIONS**

Industrial Design, Oct. 1956, p. 114, "Arvin Dulex Heater," item.

Design, Jan. 1957, p. 40, item No. 3.

*Primary Examiner*—James R. Largen

*Attorney, Agent, or Firm*—Harvey G. Lowhurst

[57] **CLAIM**

The ornamental design for destaticizing blower, as shown and described.

**DESCRIPTION**

FIG. 1 is a perspective view taken from the top, front and right side of a destaticizing blower showing my new design;

FIG. 2 is a left side elevational view thereof;

FIG. 3 is a top plan view thereof;

FIG. 4 is a front elevation view thereof;


FIG. 5 is a rear elevation view thereof; and

FIG. 6 is a bottom plan view thereof.

It is understood that the pattern of openings are continuous throughout the areas indicated in FIGS. 1, 4 and 5.

[56] **References Cited**  
**U.S. PATENT DOCUMENTS**

D. 153,542	4/1949	Owens et al. ....	D23/156
D. 167,093	6/1952	Moore .....	D23/156
D. 181,416	11/1957	Hewitt .....	D23/156
D. 201,932	8/1965	Talge et al. ....	D23/140
2,850,641	9/1958	Martin, Jr. ....	361/231
2,928,942	3/1960	Hicks et al. ....	361/231
3,387,181	6/1968	Michenor et al. ....	361/231
3,403,252	9/1968	Nagy .....	361/231






Fig. 1

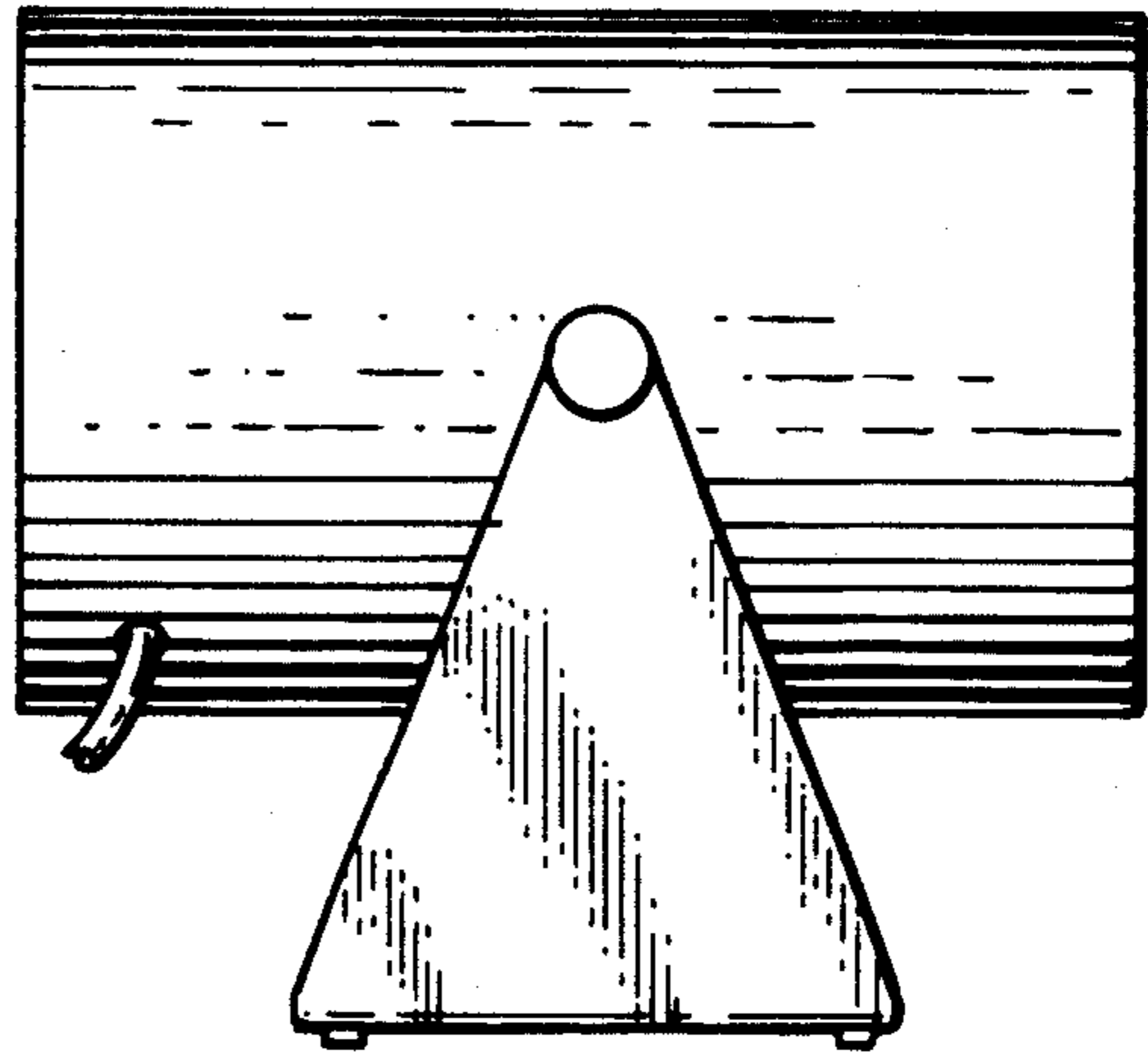


Fig. 2

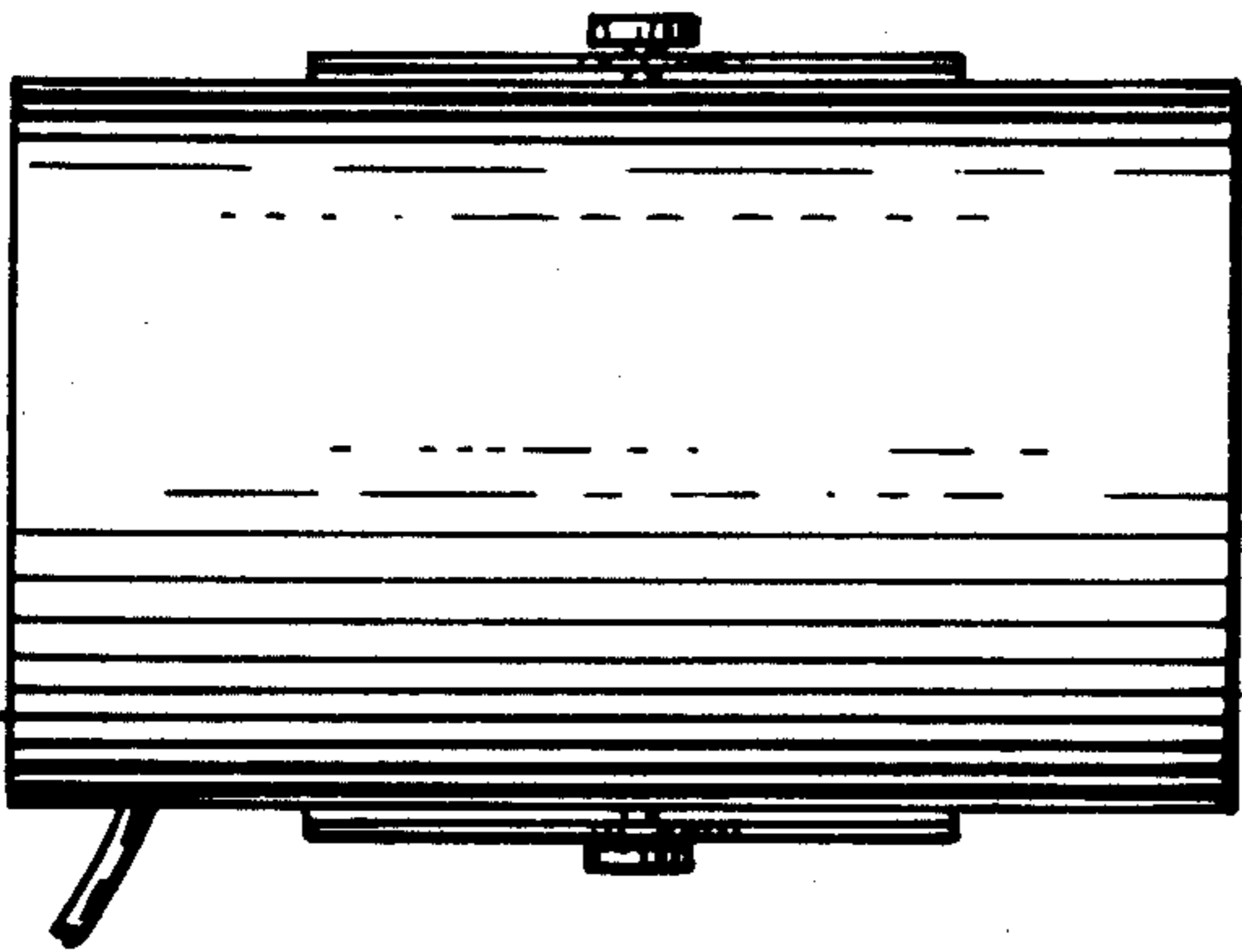


Fig. 3

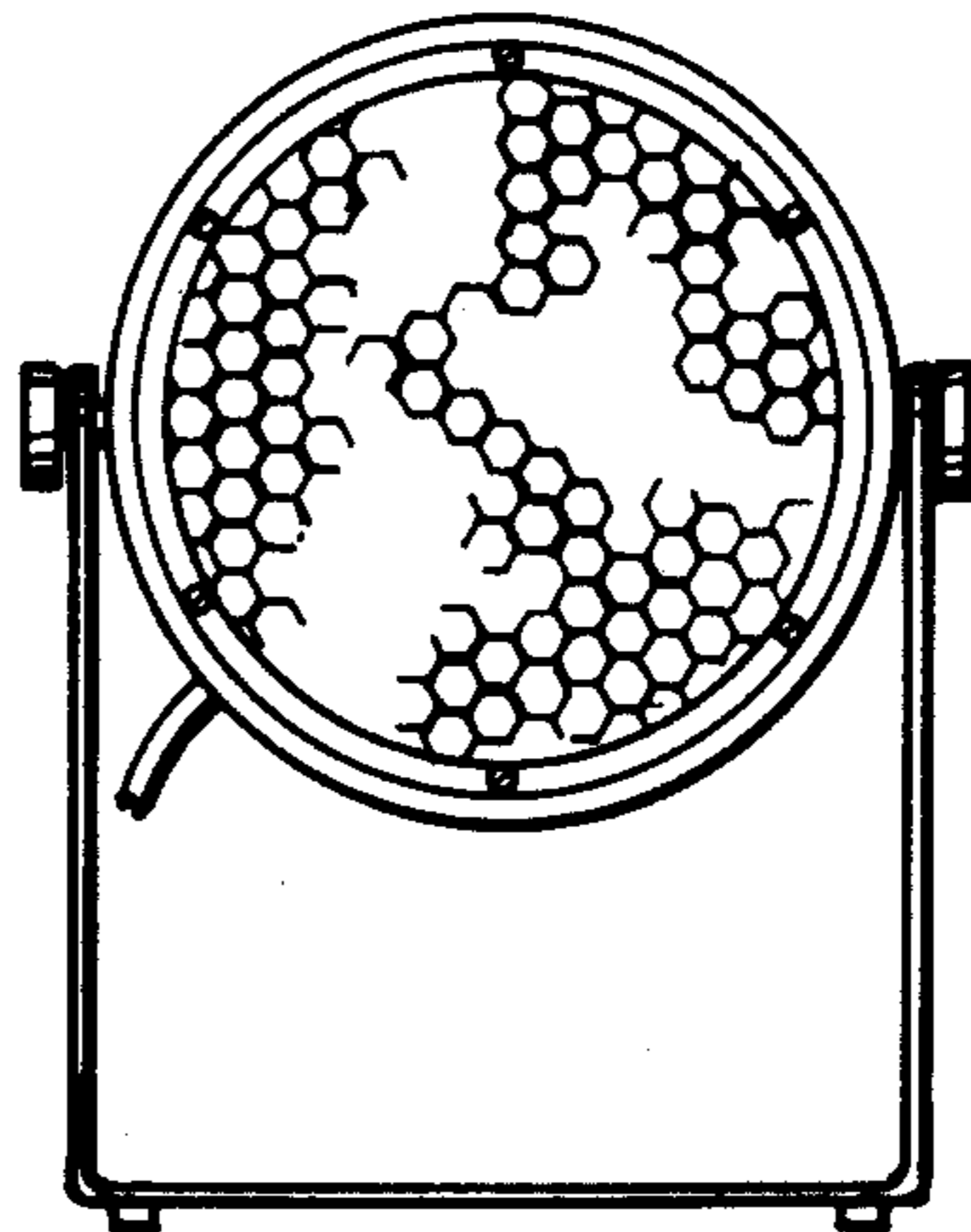


Fig. 4

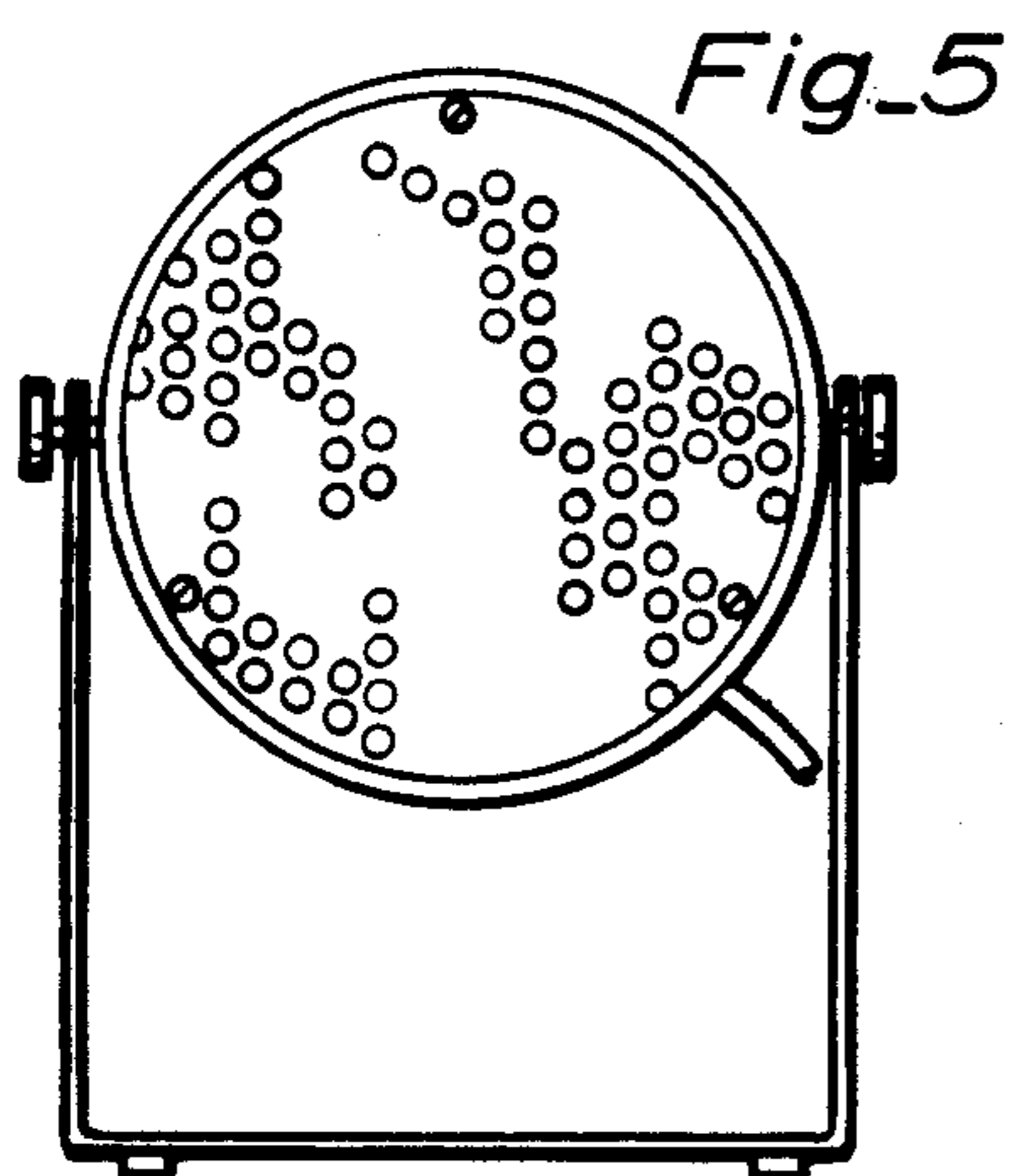


Fig. 5

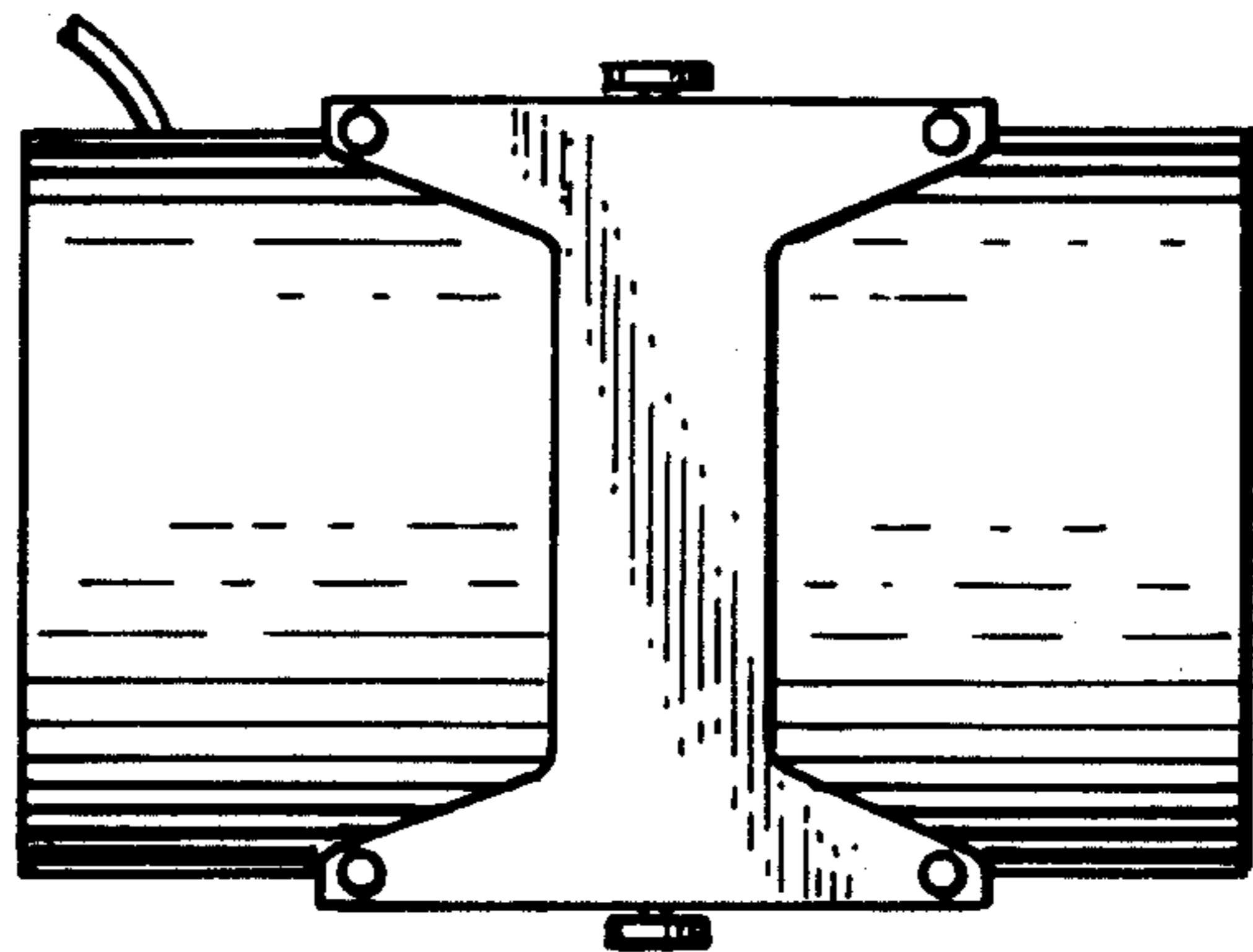


Fig. 6