

[54] WATER CLOSET BASE

[76] Inventor: Billy R. Moore, 214 Reed, Parsons, Kans. 67357

[**] Term: 14 Years

[21] Appl. No.: 903,139

[22] Filed: May 5, 1978

[51] Int. Cl. D23-02

[52] U.S. Cl. D23/69; 4/252 R

[58] Field of Search D23/69; 4/252, 252 A

2,152,719 4/1939 Williams 4/252

2,229,814 1/1941 Mikolajczak et al. 4/252

2,673,985 4/1954 Gay 4/252

2,758,316 8/1956 Schwarz et al. 4/252

3,360,805 1/1968 Aumann 4/252

Primary Examiner—James R. Lergen
 Attorney, Agent, or Firm—Gordon D. Schmidt

[57] CLAIM

The ornamental design for a water closet base, as shown.

DESCRIPTION

FIG. 1 is a top plan view of a water closet base showing my new design;

FIG. 2 is a side elevational view thereof;

FIG. 3 is an elevational view taken from one end thereof;

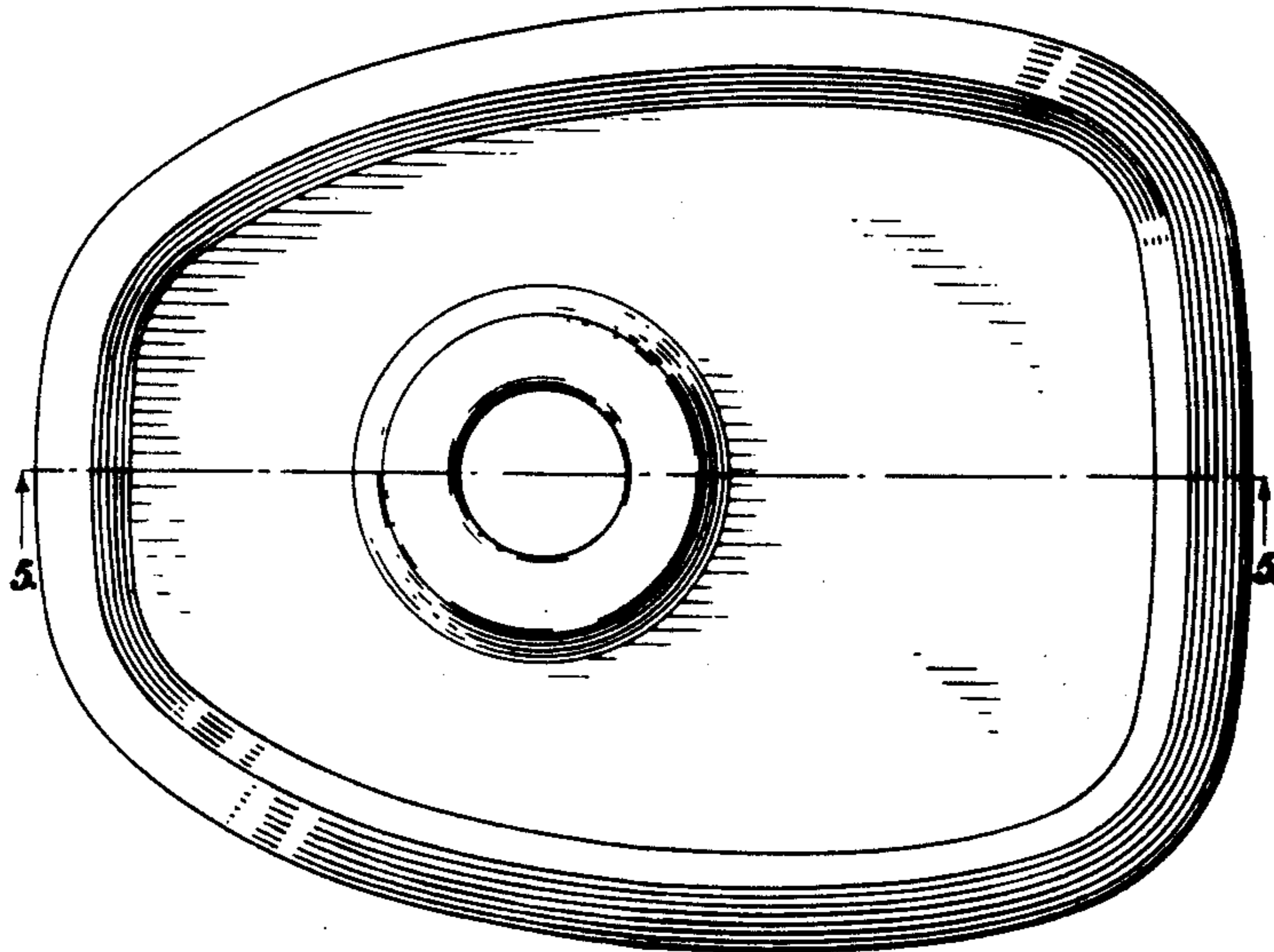
FIG. 4 is an elevational view taken from the end opposite that shown in FIG. 3; and

FIG. 5 is a cross-sectional view taken on line 5-5 of FIG. 1.

[56] References Cited

U.S. PATENT DOCUMENTS

| | | | |
|-----------|---------|----------------------|---------|
| D. 52,059 | 5/1918 | Lukomski et al. | D23/69 |
| 1,202,404 | 10/1916 | Minns | 4/252 |
| 1,354,199 | 9/1920 | Ketteringham | 4/252 A |
| 1,521,645 | 1/1925 | Penovi | 4/252 |
| 1,533,444 | 4/1925 | Mohr | 4/252 |
| 1,699,983 | 1/1929 | Miller | 4/252 |



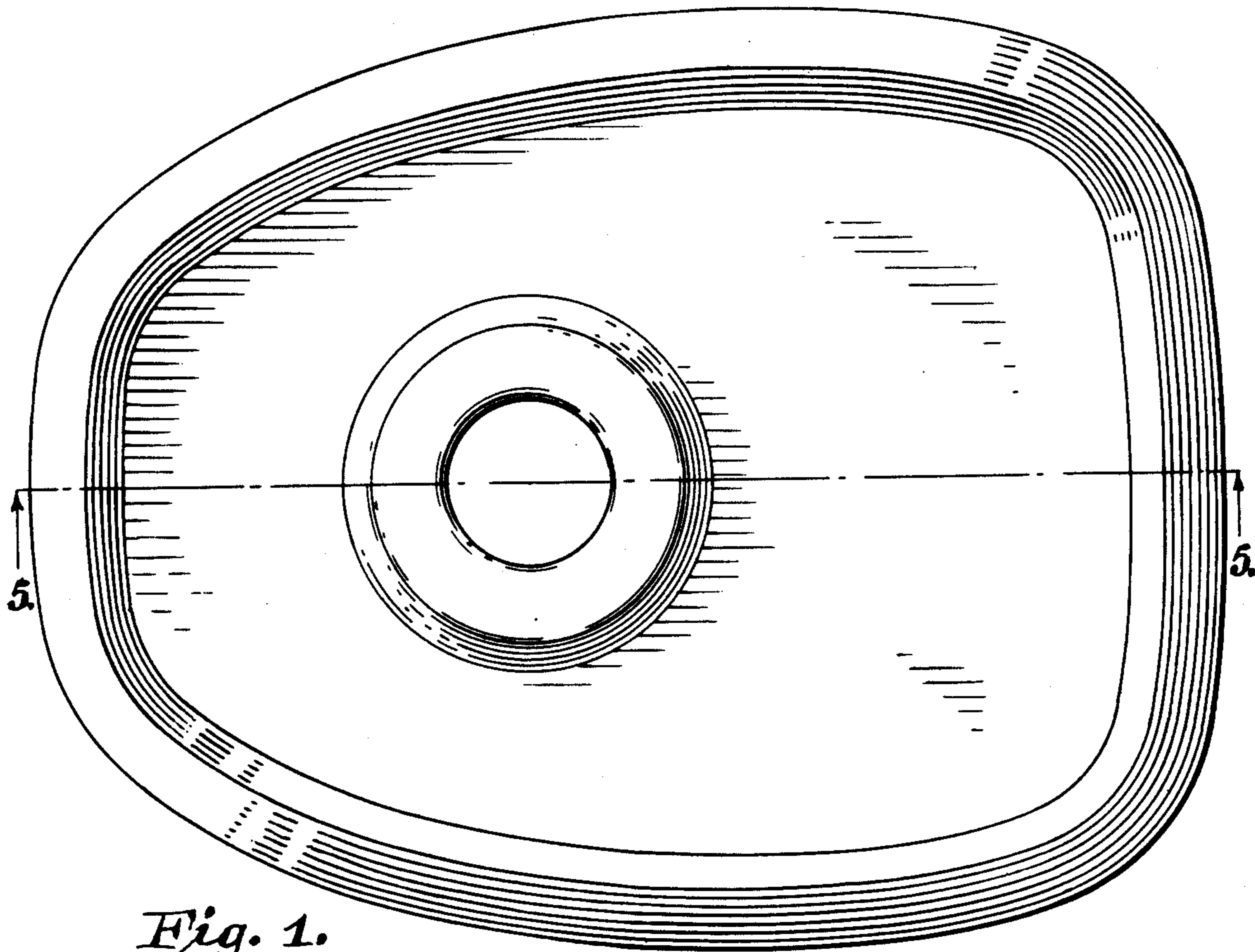


Fig. 2.




Fig. 3.




Fig. 4.

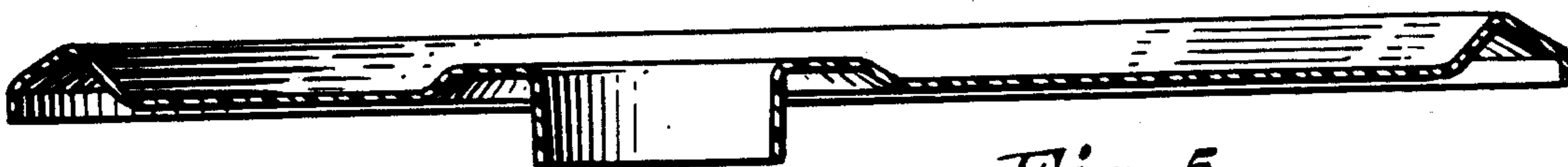


Fig. 5.