

[54] OPAQUE READER

[75] Inventors: Karl H. Gensike, Northridge; John E. Davis, Sun Valley, both of Calif.

[73] Assignee: Photomatrix Corporation, Santa Monica, Calif.

[\*\*] Term: 14 Years

[21] Appl. No.: 877,010

[22] Filed: Feb. 10, 1978

[51] Int. Cl. .... D16-03  
[52] U.S. Cl. .... D16/14  
[58] Field of Search .... D16/11, 14-19;  
40/361-367; 353/22-27, 65-67, 74-79, 119,  
DIG. 2, DIG. 4; 352/129

[56]

References Cited

U.S. PATENT DOCUMENTS

|            |         |               |          |
|------------|---------|---------------|----------|
| D. 201,771 | 7/1965  | Regal .....   | D16/14   |
| D. 239,873 | 5/1976  | Matwey .....  | D16/14   |
| D. 242,448 | 11/1976 | Tairraz ..... | D16/14   |
| 2,823,582  | 2/1958  | Gray .....    | 353/76 X |
| 3,804,504  | 4/1974  | Scott .....   | 353/77   |
| 4,146,315  | 3/1979  | Pribich ..... | 353/76   |

Primary Examiner—Catherine E. Kemper  
Attorney, Agent, or Firm—Ralph B. Pastoriza


[57]

CLAIM

The ornamental design for an opaque reader, substantially as shown.

DESCRIPTION

FIG. 1 is a perspective view of an opaque reader showing our new design;  
FIG. 2 is a front elevational view thereof;  
FIG. 3 is a side elevational view thereof;  
FIG. 4 is a rear elevational view thereof;  
FIG. 5 is a bottom plan view thereof; and,  
FIG. 6 is a top plan view thereof.






FIG. 1

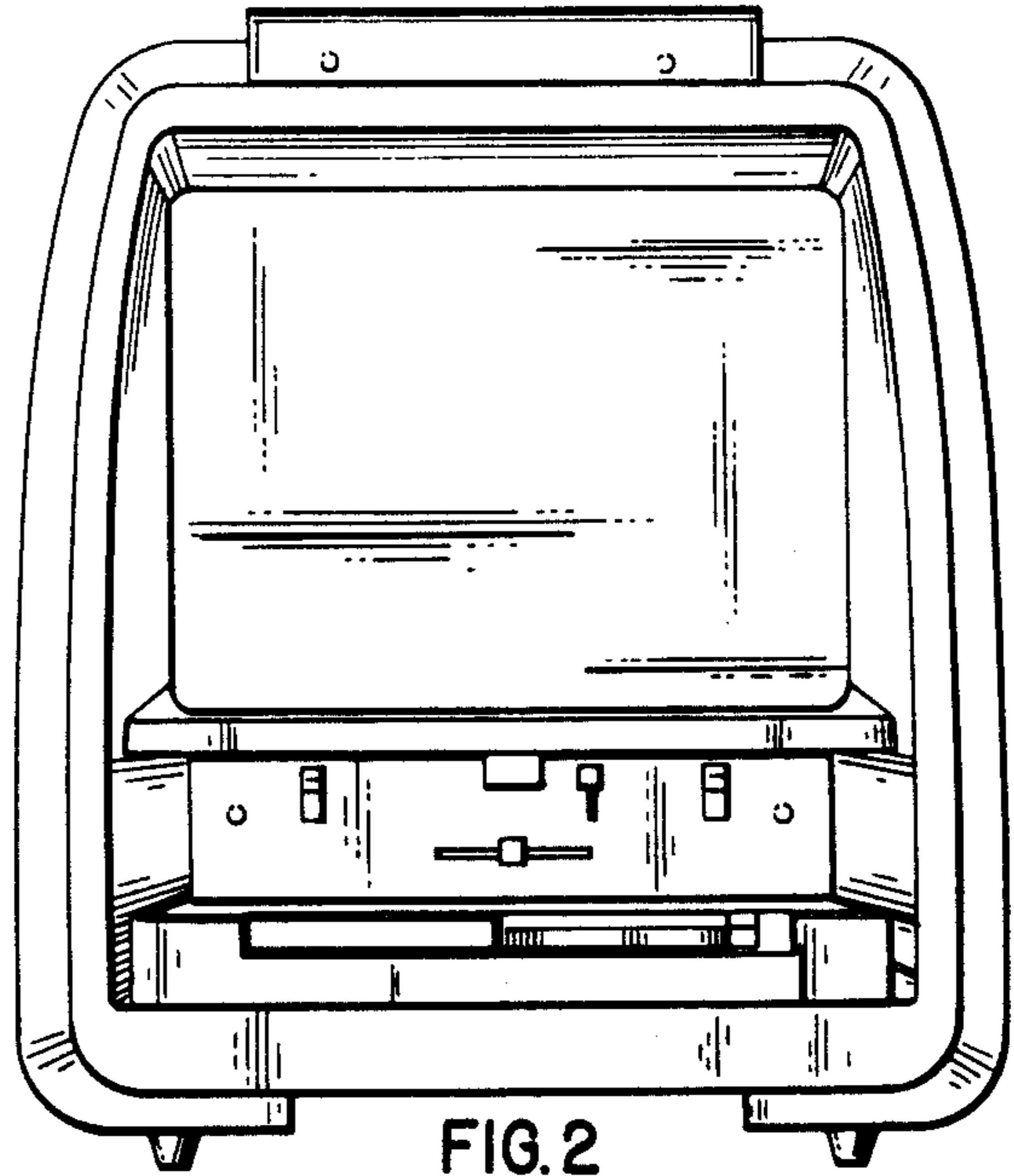


FIG. 2

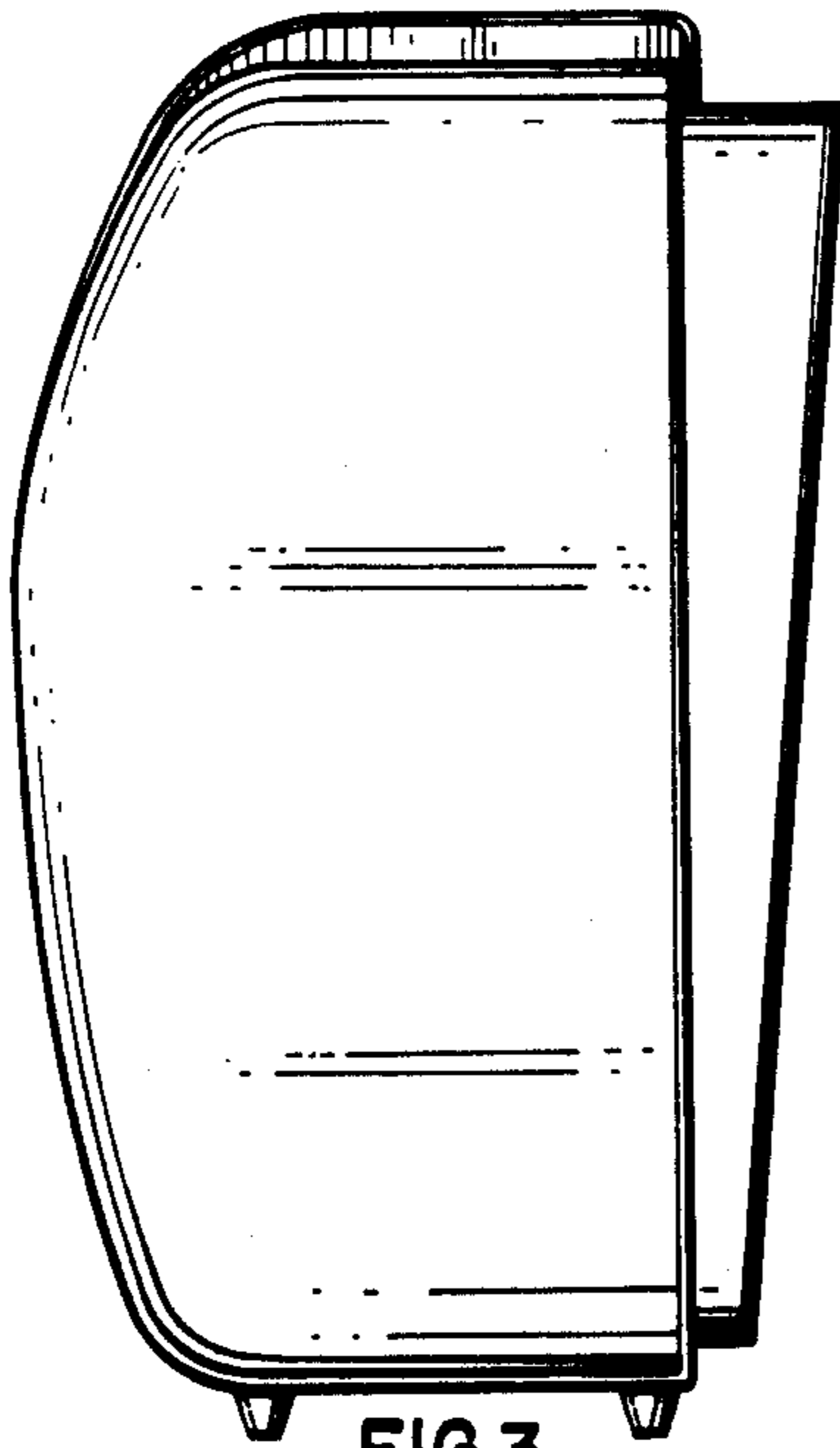


FIG. 3




FIG. 4




FIG. 5

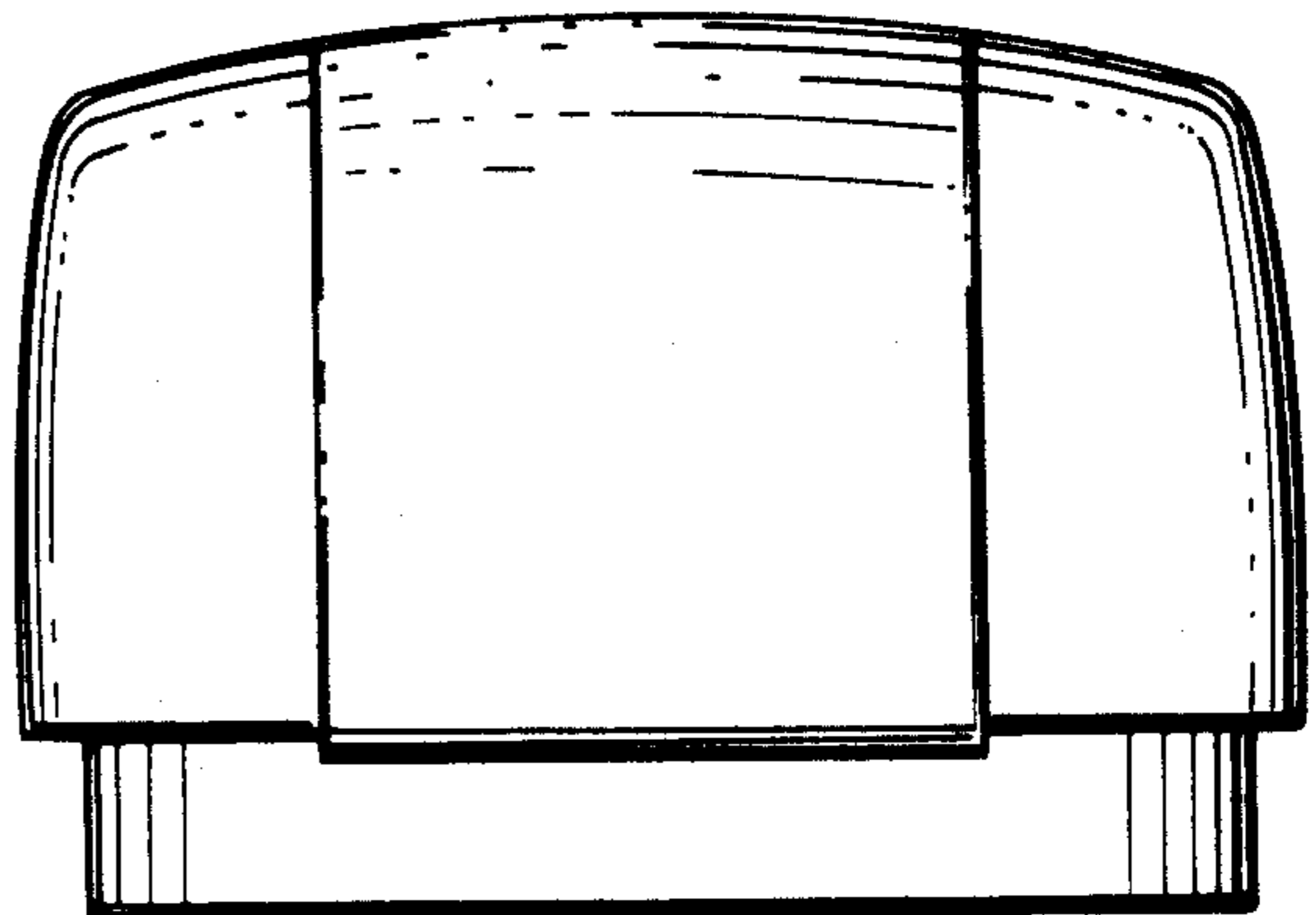


FIG. 6