

[54] CORNER GUN CABINET

[76] Inventor: E. W. Stephens, 1306 Mifflin St.,  
Huntingdon, Pa. 16652

[\*\*] Term: 14 Years

[21] Appl. No.: 854,364

[22] Filed: Nov. 23, 1977

[51] Int. Cl. .... D6-04

[52] U.S. Cl. .... D6/145; D6/172

[58] Field of Search ..... D6/144, 145, 175, 158-172

[56] References Cited

U.S. PATENT DOCUMENTS

D. 82,763	12/1930	Simons et al. ....	D6/145
D. 82,916	12/1930	Simons et al. ....	D6/145
D. 86,063	1/1932	Simons et al. ....	D6/145

D. 86,295	2/1932	Simons et al. ....	D6/145
D. 113,129	1/1939	Baum .....	D6/145
D. 249,431	9/1978	Adkinson .....	D6/172

OTHER PUBLICATIONS

Kittinger Catalog, p. 38, Bookcase.

Primary Examiner—Bruce W. Dunkins

Attorney, Agent, or Firm—John T. Roberts

[57] CLAIM

The ornamental design for a corner gun cabinet, as shown and described.

DESCRIPTION

FIG. 1 is a front elevation view;

FIG. 2 is a side elevation view of the right side as viewed in FIG. 1, and the left side is a mirror image of the side shown;

FIG. 3 is a top elevation view.




FIG. 1.

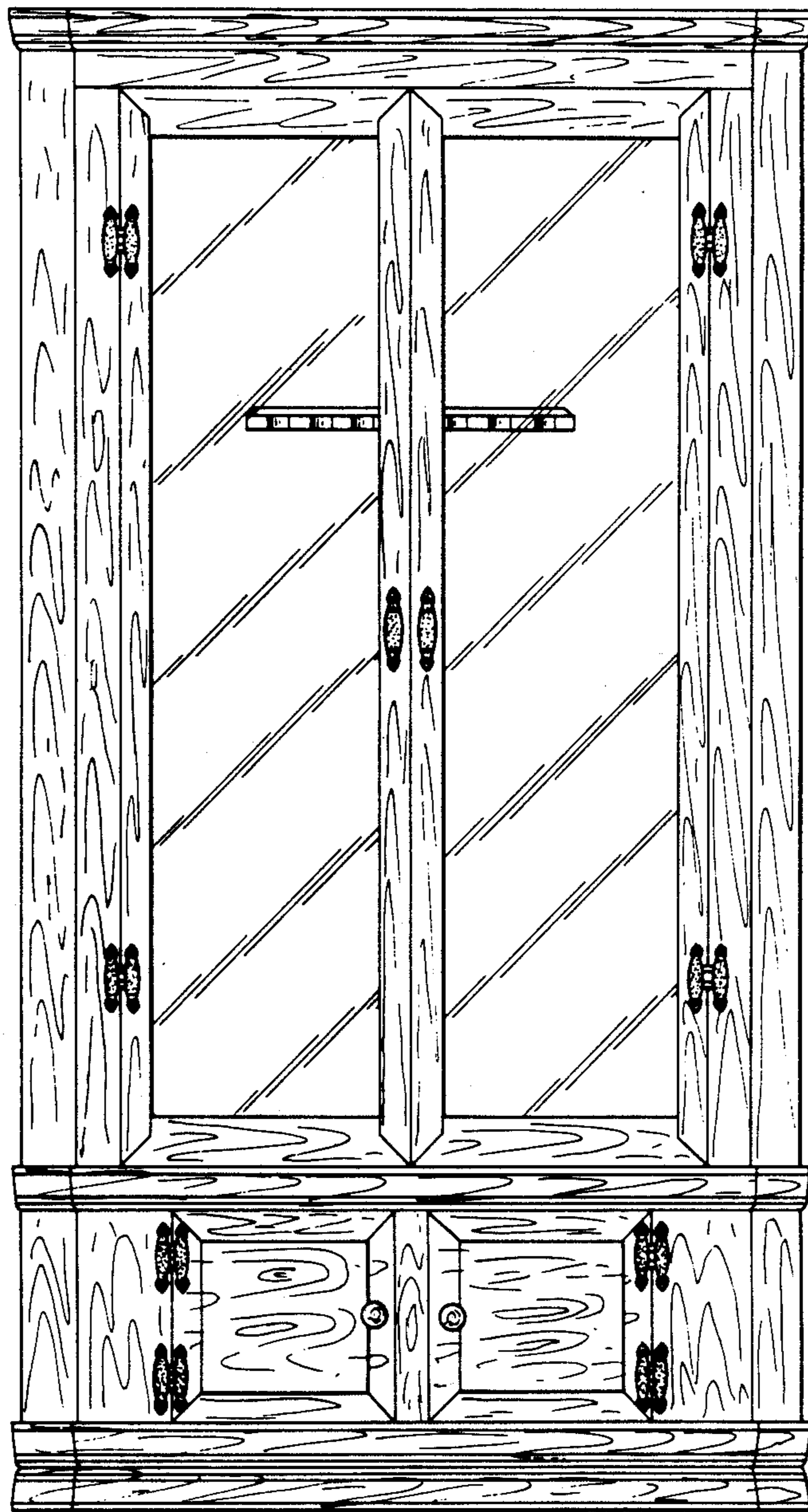


FIG. 2.




FIG. 3.

