

[54] SHADOW BOX FOR DISPLAYS

[76] Inventors: Robert E. Windisch, 28652 Acacia Glenn, Agoura, Calif. 91301; George R. Hartz, 8131 McNulty Ave., Canoga Park, Calif. 91306

[\*\*] Term: 14 Years

[21] Appl. No.: 806,590

[22] Filed: Jun. 14, 1977

[51] Int. Cl. .... D20-02

[52] U.S. Cl. .... D6/139; D6/157; D6/186

[58] Field of Search ..... D6/85, 157, 186, 188, D6/139, 232, 235, 168, 238, 242; 211/13, 134, 135; 362/15 T, 125, 126; 312/117, 211, 223, 198

[56]

References Cited

U.S. PATENT DOCUMENTS

|            |         |                   |        |
|------------|---------|-------------------|--------|
| D. 145,768 | 10/1946 | Andrews .....     | D6/186 |
| D. 169,871 | 6/1953  | Speer et al. .... | D6/238 |
| D. 243,733 | 3/1977  | Shaw .....        | D6/168 |
| 1,906,555  | 5/1933  | Donnell .....     | D6/139 |

Primary Examiner—Wallace R. Burke  
Assistant Examiner—B. J. Bullock  
Attorney, Agent, or Firm—William H. Maxwell


[57]

CLAIM



The ornamental design for a shadow box for displays, as shown and described.

DESCRIPTION

FIG. 1 is a front perspective view of a shadow box for displays showing our new design;  
FIG. 2 is a side elevation view taken from the right of FIG. 1;  
FIG. 3 is a top view thereof;  
FIG. 4 is a rear elevational view thereof;  
FIG. 5 is a bottom plan view thereof.



*FIG. 1.*



*FIG. 2.*

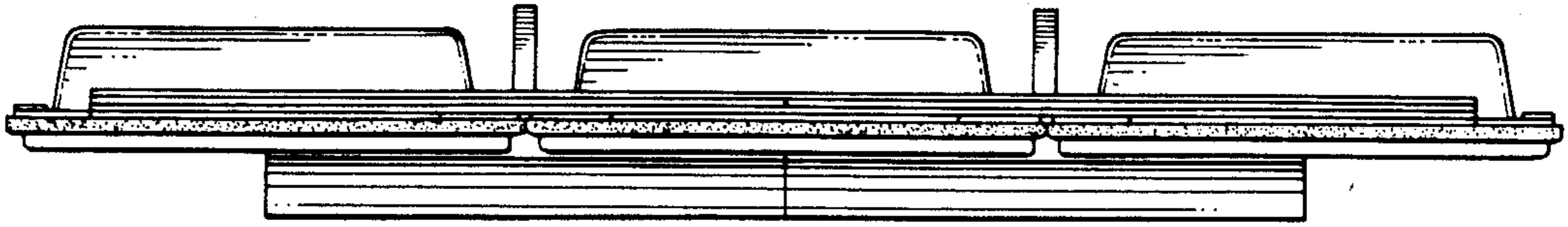


FIG. 3.

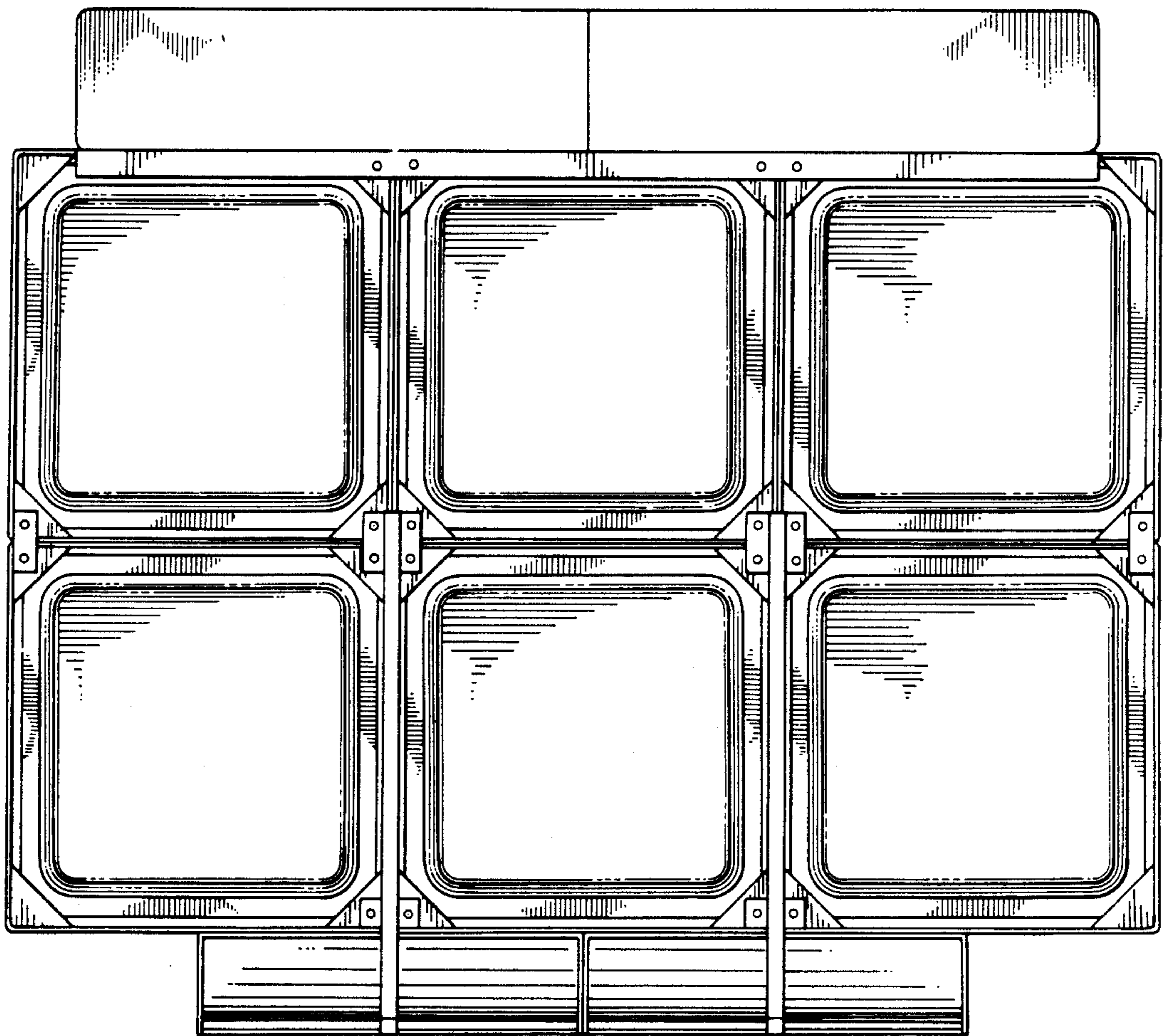


FIG. 4.

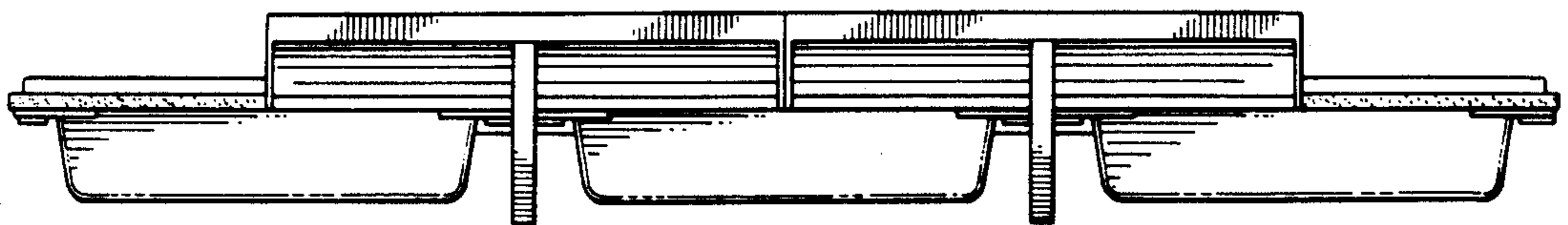


FIG. 5.