

- [54] **DESK TOP ELECTRONIC CALCULATOR**
- [75] Inventors: **Eiichi Yoshioka, Tokyo; Kazuyoshi Odagawa, Yokahama, both of Japan**
- [73] Assignee: **Canon Kabushiki Kaisha, Tokyo, Japan**
- [\*\*] Term: **14 Years**
- [21] Appl. No.: **865,862**
- [22] Filed: **Dec. 29, 1977**
- [30] **Foreign Application Priority Data**  
 Jul. 8, 1977 [JP] Japan ..... 52-26767
- [51] Int. Cl. .... **D18-01**
- [52] U.S. Cl. .... **D18/7**
- [58] Field of Search ..... **D18/2, 6-8; 200/5 A; 364/706-710**

- [56] **References Cited**  
**U.S. PATENT DOCUMENTS**  
 D. 207,281 3/1967 Baughman ..... D18/7

D. 218,785 9/1970 Gore ..... D18/7

**FOREIGN PATENT DOCUMENTS**

2522269 4/1975 Fed. Rep. of Germany ..... 200/5 A

*Primary Examiner*—Louis S. Zarfes  
*Attorney, Agent, or Firm*—Fitzpatrick, Cella, Harper & Scinto

[57] **CLAIM**

The ornamental design for a desk top electronic calculator, as shown and described.

**DESCRIPTION**

FIG. 1 is a front elevational view of a desk top electronic calculator showing our new design; FIG. 2 is a rear elevational view thereof; FIG. 3 is a top plan view thereof; FIG. 4 is a bottom plan view thereof; FIG. 5 is a side elevational view as seen from the left of FIG. 1; FIG. 6 is a side elevational view as seen from the right of FIG. 1; and FIG. 7 is a front perspective view.

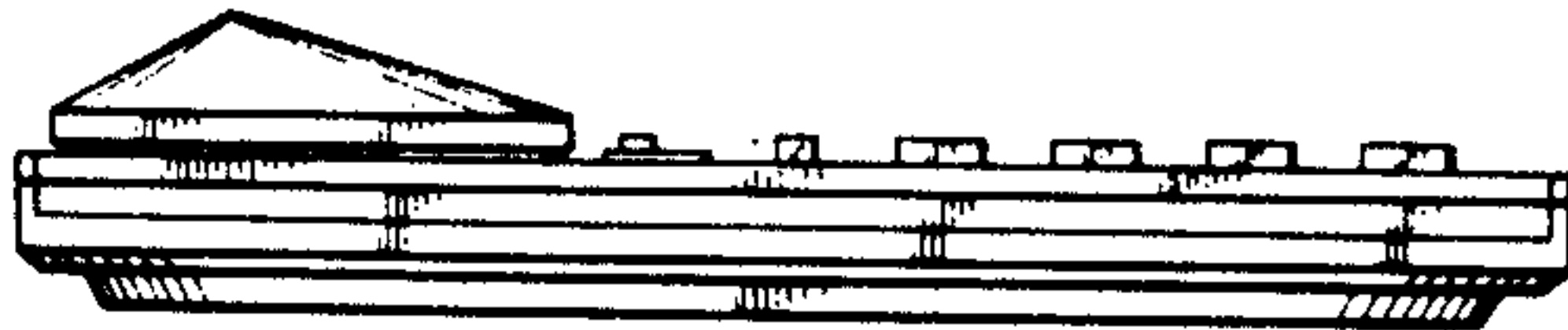



FIG. 1



FIG. 2



FIG. 3




FIG. 4

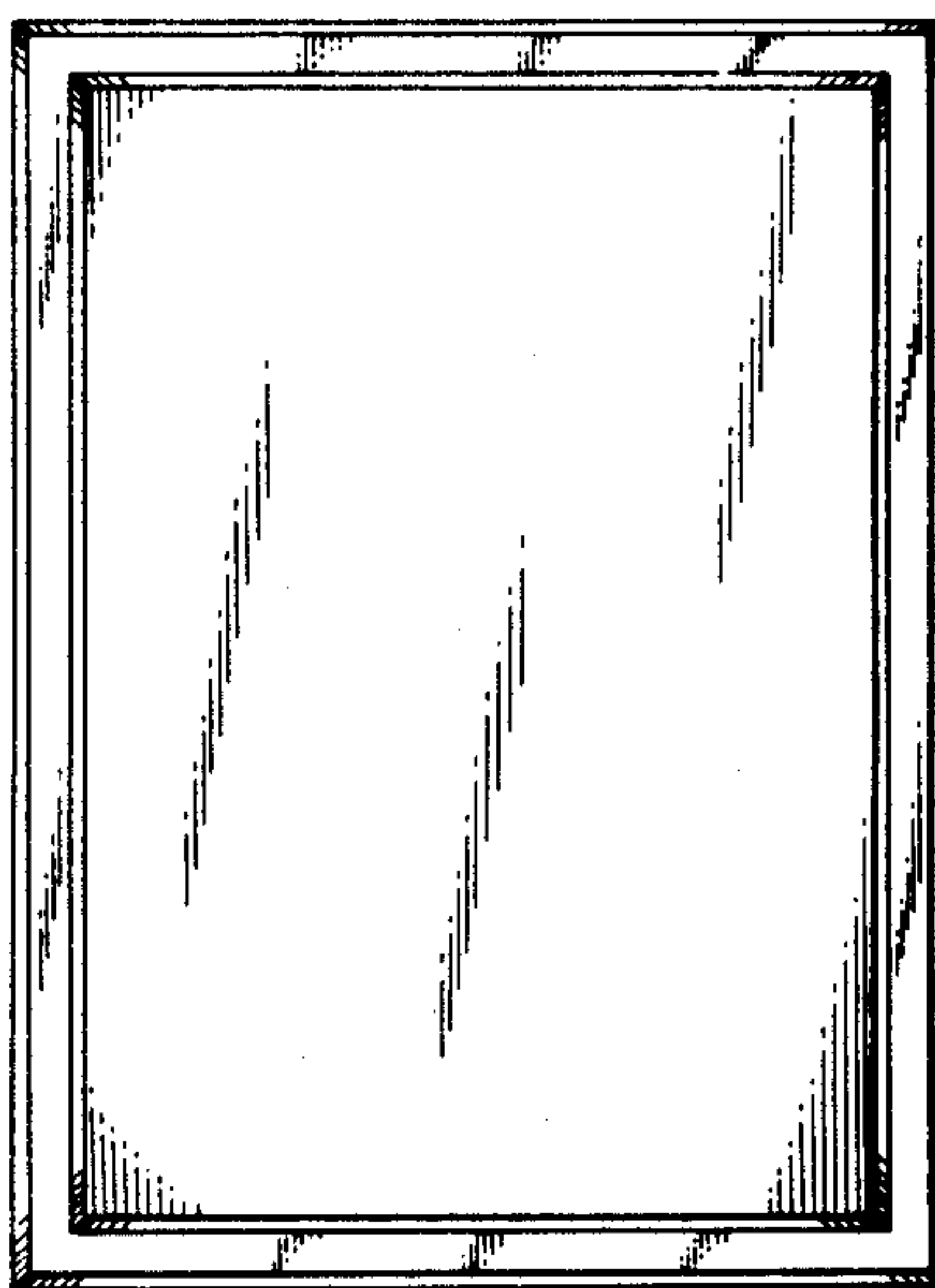


FIG. 5

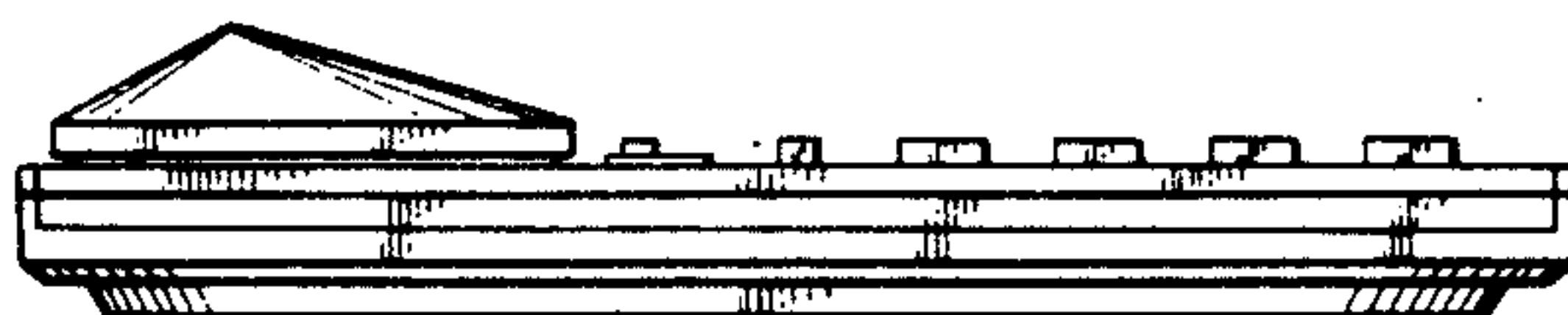


FIG. 6




FIG. 7

