

[54] MODULAR FURNITURE PANEL

[75] Inventor: David W. Durrant, Harvard, Mass.

[73] Assignee: Reflector-Hardware Corporation, Melrose Park, Ill.

[\*\*] Term: 14 Years

[21] Appl. No.: 880,857

[22] Filed: Feb. 23, 1978

[51] Int. Cl. .... D6-99

[52] U.S. Cl. .... D6/192

[58] Field of Search ..... D6/151, 153, 154, 158-175, D6/181, 186, 192, 193

[56] References Cited

U.S. PATENT DOCUMENTS

D. 144,611	5/1946	Conway .....	D6/192
D. 207,849	6/1967	Pianko et al. ....	D6/192
D. 245,655	9/1977	Friedrich .....	D6/192
D. 249,609	9/1978	Kramer .....	D6/181 X

Primary Examiner—Bruce W. Dunkins

Attorney, Agent, or Firm—Dressler, Goldsmith, Shore, Sutker & Milnamow, Ltd.

[57] CLAIM

The ornamental design of a modular furniture panel, substantially as shown and described.

DESCRIPTION

FIG. 1 is a perspective view of the modular furniture panel of my new design;

FIG. 2 is a front elevational view of the modular furniture panel of FIG. 1, the rear elevational view being identical;

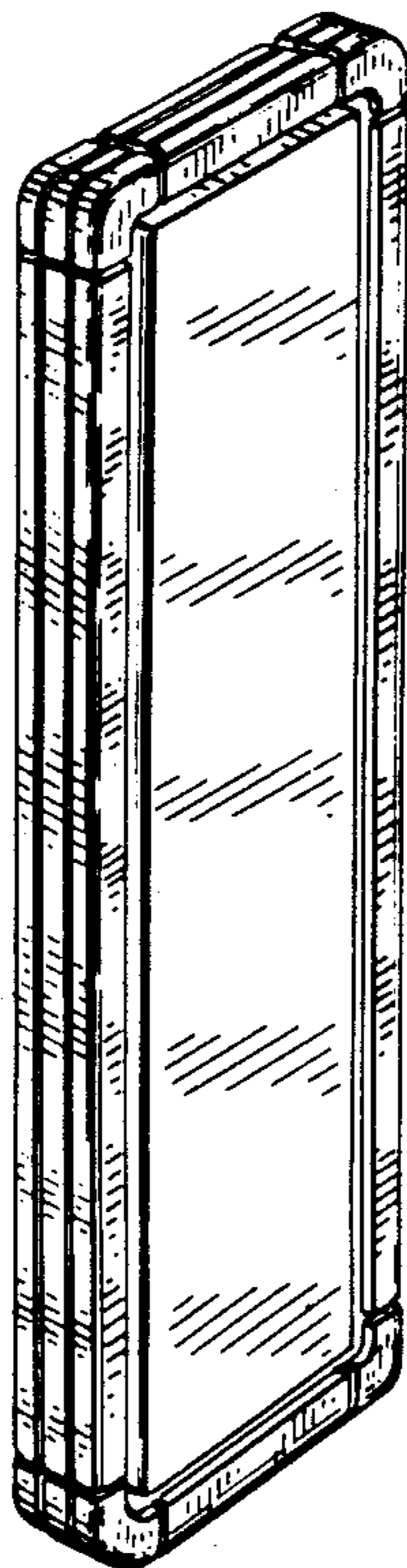
FIG. 3 is a side elevational view of the modular furniture panel of FIG. 1, the other side view being identical;

FIG. 4 is a top plan view of the modular furniture panel of FIG. 1, the bottom plan view being identical;

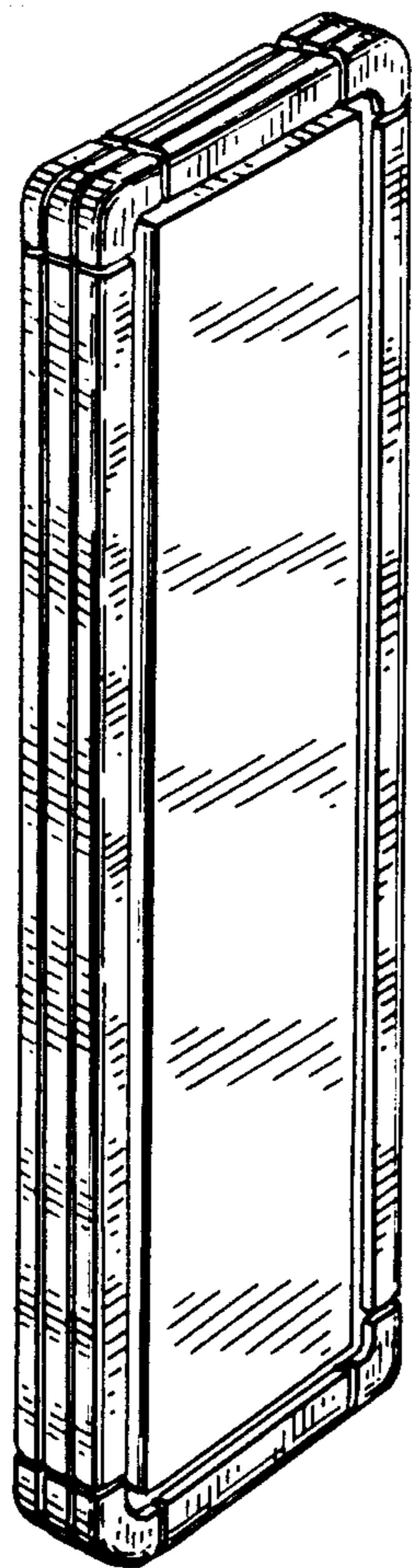
FIG. 5 is a front elevational view of a further alternate embodiment of the modular furniture panel of my new design, the rear elevational view being identical;

FIG. 6 is a side elevational view of the embodiment of FIG. 5, the other side view being identical; and

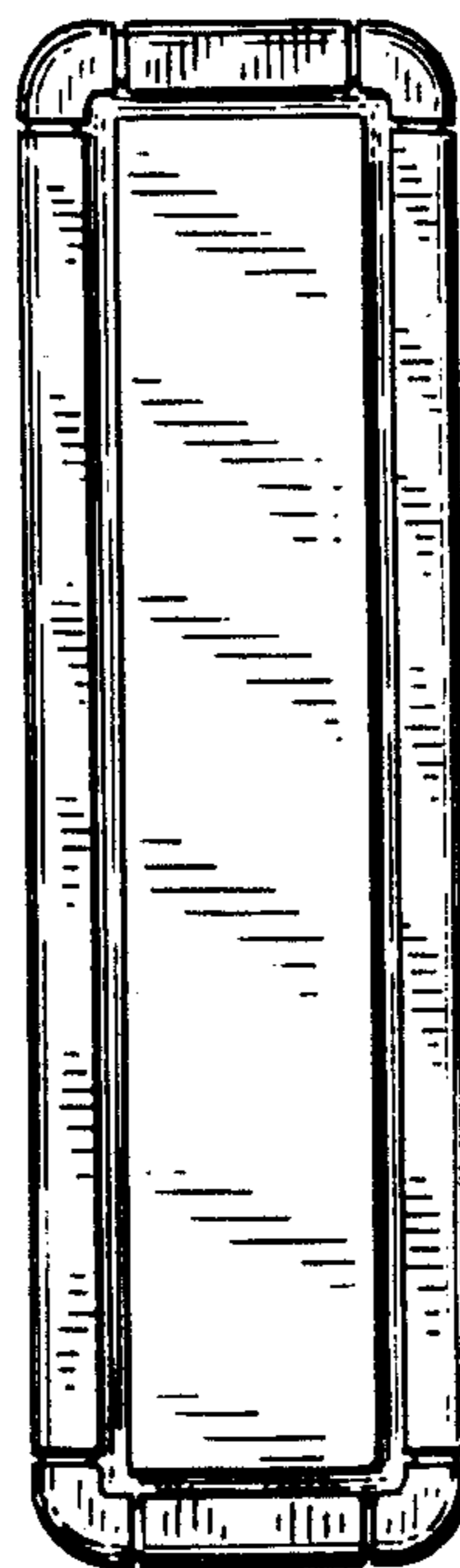
FIG. 7 is a top plan view of the embodiment of FIG. 5, the bottom plan view being identical.



*Fig. 1.*




*Fig. 2.*




*Fig. 3.*




*Fig. 4.*



*Fig. 7.*



*Fig. 5.*



*Fig. 6.*

