

[54] ATTACHE CASE

3,980,162 9/1976 Dvorak ..... 190/41 R

[75] Inventor: David E. Workman, Evergreen, Colo.

OTHER PUBLICATIONS

Office Appliances 11/67, p. 79, left side.

[73] Assignee: Samsonite Corporation, Denver, Colo.

Primary Examiner—Joel Stearman  
Assistant Examiner—George P. Word  
Attorney, Agent, or Firm—George J. Netter

[\*\*] Term: 14 Years

[57] CLAIM

[21] Appl. No.: 773,140

The ornamental design for an attache case, as shown and described.

[22] Filed: Feb. 28, 1977

[51] Int. Cl. .... D3—02

DESCRIPTION

[52] U.S. Cl. .... D3/76

[58] Field of Search ..... D87/5 R, 5 B, 5 F, 5 G;  
D8/306; 150/1.6; 190/41 R, 49, 50, 52, 57, 18  
R; D3/72, 76

FIG. 1 is a perspective view of an attache case showing my new design.

FIG. 2 is an end elevational view.

FIG. 3 is a top plan view.

FIG. 4 is a rear elevational view.


FIG. 5 is a bottom plan view.

The characteristic feature of the design resides in the slightly raised, wide, longitudinal top panel housing the centrally disposed lock, latch and handle assembly.

[56] References Cited

U.S. PATENT DOCUMENTS

3,198,299 8/1965 Axtell et al. .... 190/49  
3,710,901 1/1973 Guard et al. .... 190/41 R






FIG. 1.

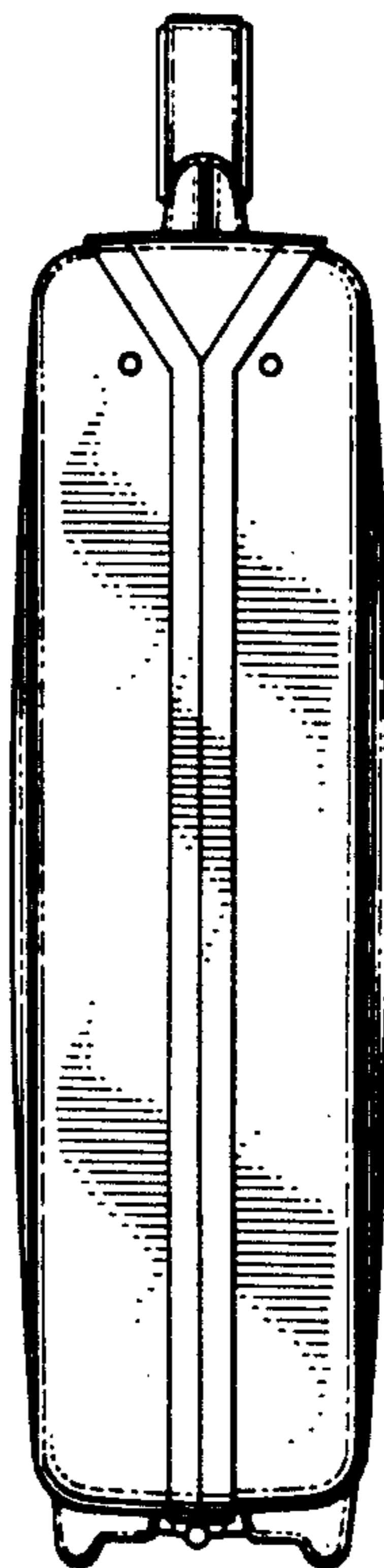


FIG. 2.




FIG. 3.




FIG. 4.

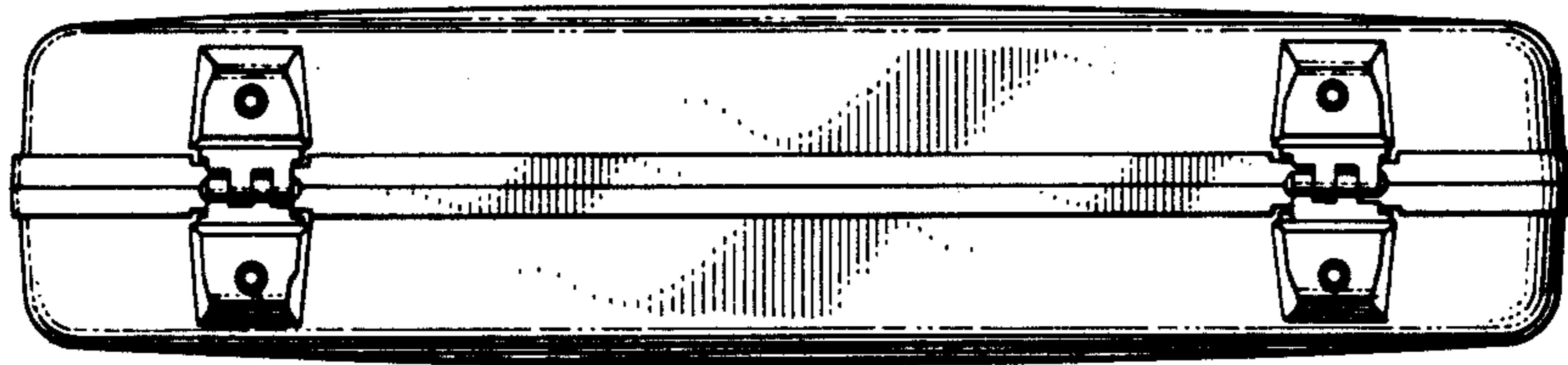


FIG. 5.