

[54] **TUBE SETTLER MODULE**

[76] Inventor: **Charles L. Meurer**, 5937 E. Weaver Cir., Englewood, Colo. 80111

[**] Term: **14 Years**

[21] Appl. No.: **967,997**

[22] Filed: **Dec. 11, 1978**

[51] Int. Cl. **D24—99; D23—01**

[52] U.S. Cl. **D24/99; D23/4; D25/96**

[58] Field of Search **D25/96; 210/11, 117; 195/99; D24/99; 261/29; D23/4**

3,232,865 2/1966 Quinn et al. 210/11

3,262,682 7/1966 Bredberg 261/29

3,395,900 8/1968 Meek 261/29

3,519,068 7/1970 Harris et al. 261/29 X

Primary Examiner—Bernard Ansher
Attorney, Agent, or Firm—Edwin L. Spangler, Jr.

[57] **CLAIM**

The ornamental design for a tube settler module, as shown and described.

DESCRIPTION

FIG. 1 is a perspective view thereof; FIG. 2 is a top plan view thereof; FIG. 3 is an end view thereof; and, FIG. 4 is a side elevation, portions of the dividing walls having been broken away to expose the interior construction.

The bottom plan view and the view of the hidden end are essentially identical to the top plan view and the end view shown, respectively.

[56] **References Cited**

U.S. PATENT DOCUMENTS

D. 204,314 4/1966 Louisville D25/96 X

D. 240,927 4/1976 Sturgill D23/4

D. 244,530 5/1977 Bell D23/4

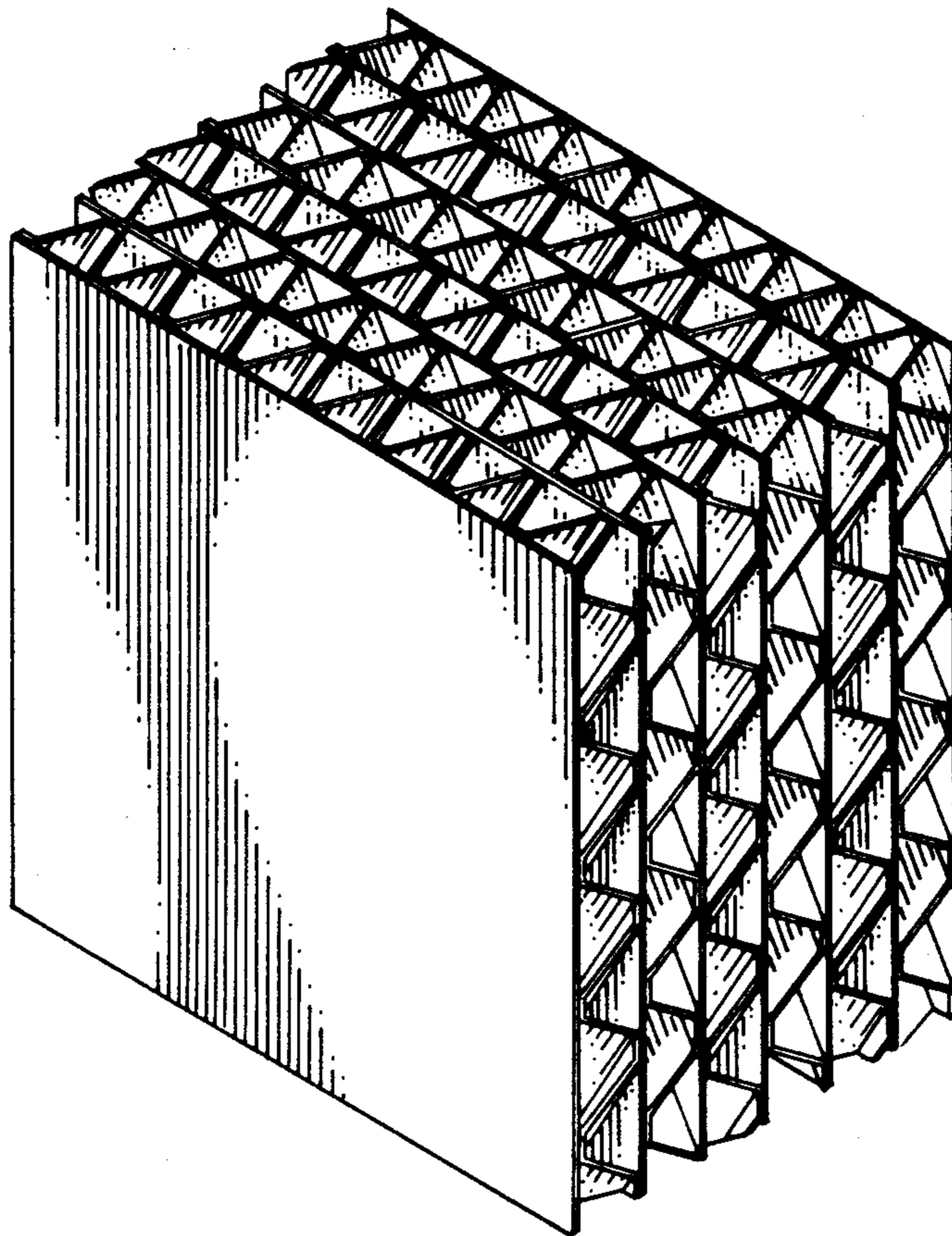


Fig-1

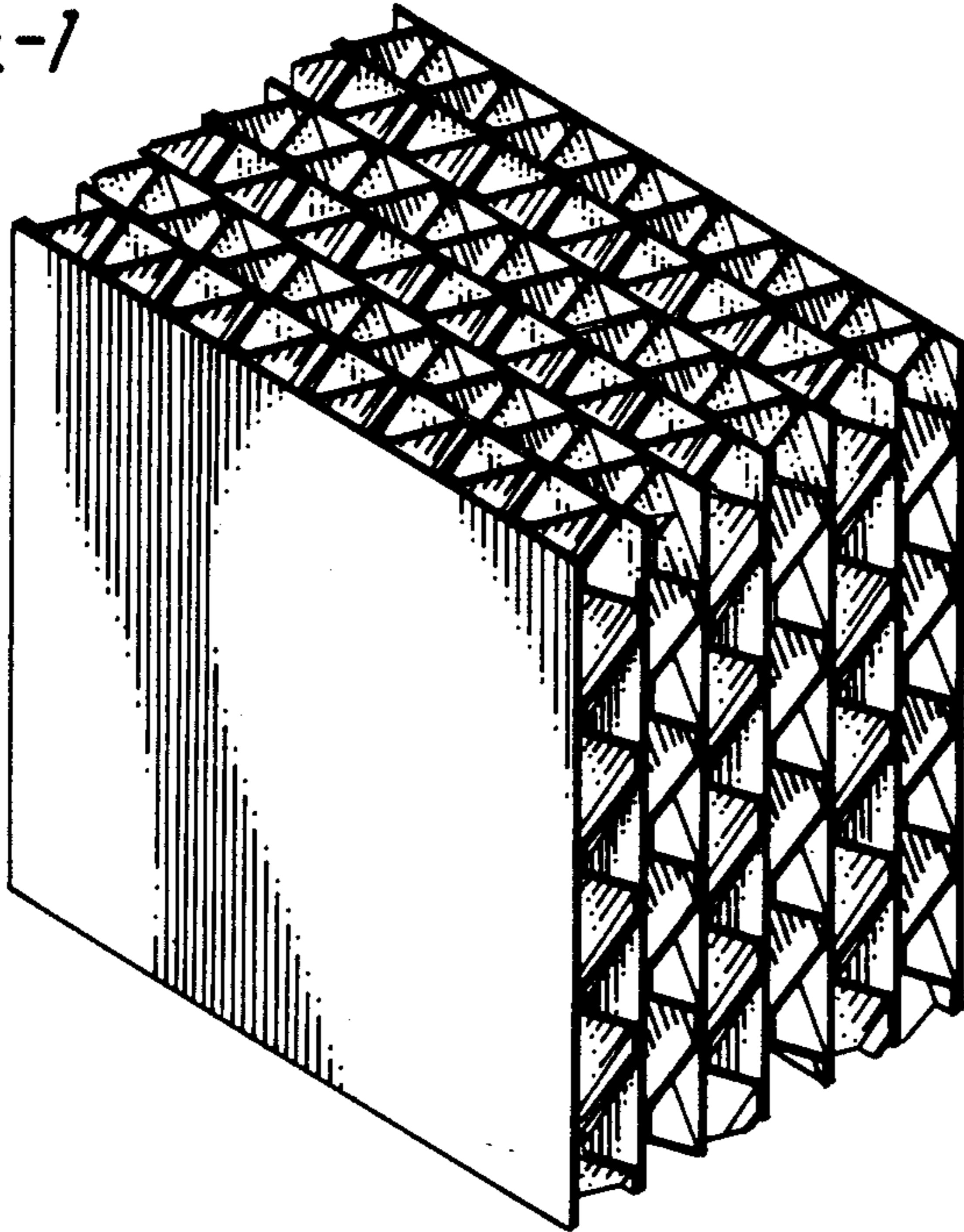


Fig-2




Fig-4

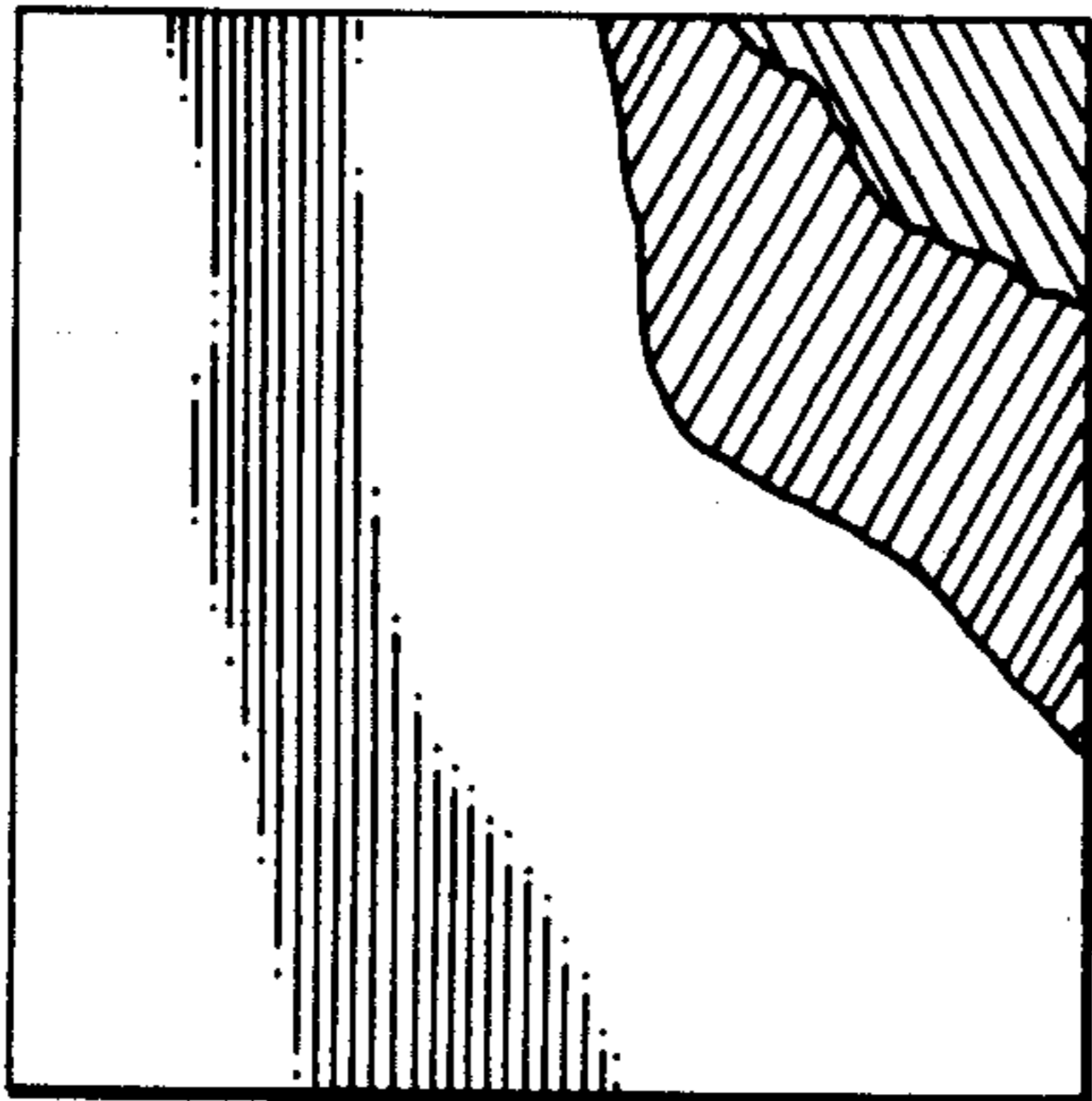


Fig-3

