

[54] **ANIMATE FIGURE TOY**

[75] Inventors: **Richard A. Chase**, Baltimore, Md.; **D. Michael Williams**, Morin Heights, Canada; **Danny E. Simpson**, Baltimore, Md.

[73] Assignee: **Johnson & Johnson**, New Brunswick, N.J.

[\*\*] Term: **14 Years**

[21] Appl. No.: **856,888**

[22] Filed: **Dec. 2, 1977**

[51] Int. Cl. .... **D21-01**

[52] U.S. Cl. .... **D21/150; D21/166**

[58] Field of Search .... **D21/148, 150, 151, 166, D21/167, 154; 46/103, 120, 123, 145, 155, 1 R, 1 F**

[56] **References Cited**

**U.S. PATENT DOCUMENTS**

D. 61,476 9/1922 Pajeau ..... D21/149

D. 163,464 5/1951 Logan ..... D21/148  
D. 241,757 10/1976 Goldfarb et al. .... D21/150  
2,899,774 8/1959 Mandel ..... 46/148

**OTHER PUBLICATIONS**

Marlon Creations Inc. Catalog 1976-1977, p. 16, No. 5076, Sportman Push-up Figure at "A".

*Primary Examiner*—Joel Stearman

*Assistant Examiner*—Charles A. Rademaker

[57] **CLAIM**

The ornamental design for an animate figure toy, substantially as shown and described.

**DESCRIPTION**

FIG. 1 is a front elevational view of an animate figure toy showing our new design;


FIG. 2 is a rear elevational view thereof;

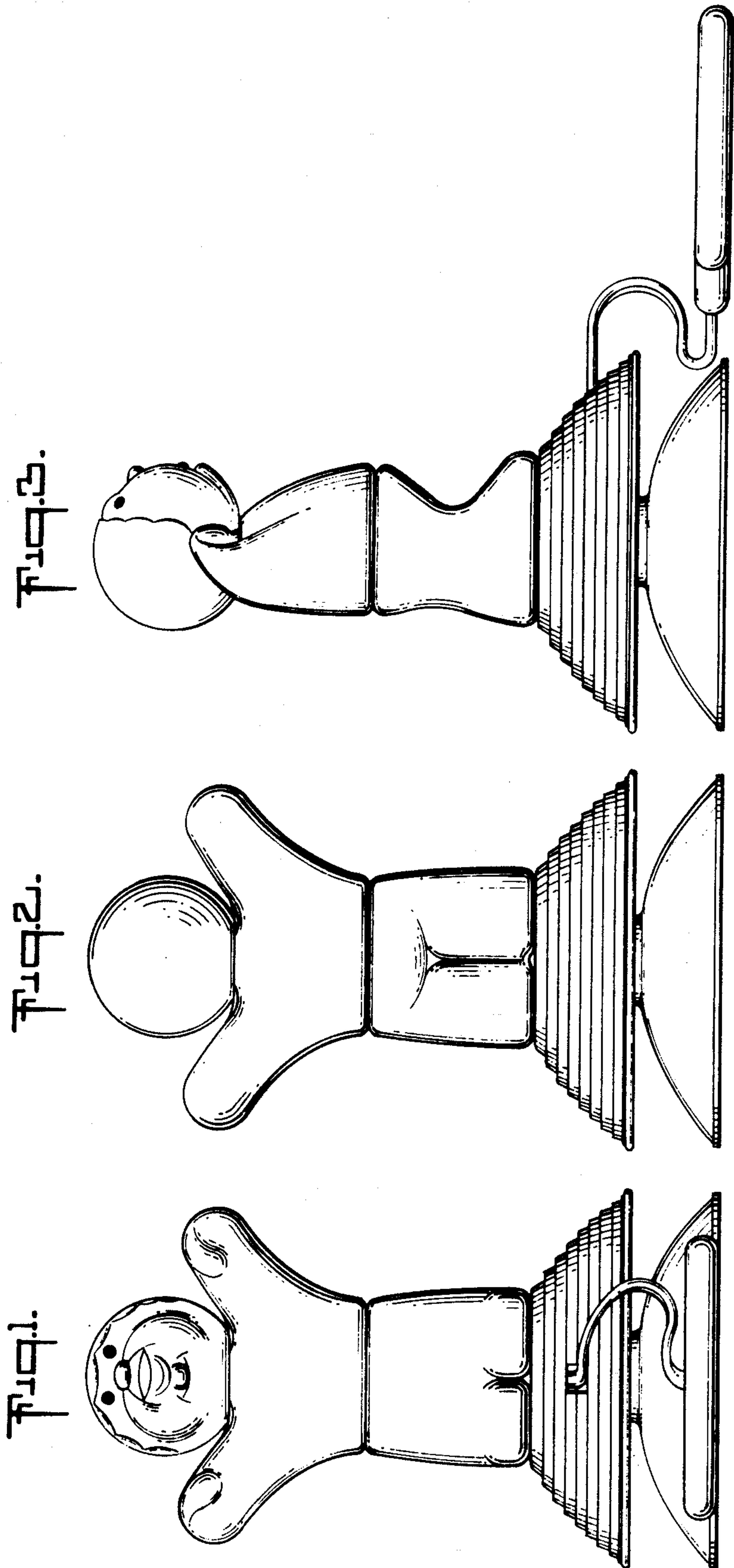
FIG. 3 is a left side elevational view thereof;

FIG. 4 is a top plan view thereof;

FIG. 5 is a bottom plan view thereof; and,

FIG. 6 is a right side elevational view thereof with the figure in an alternate position.





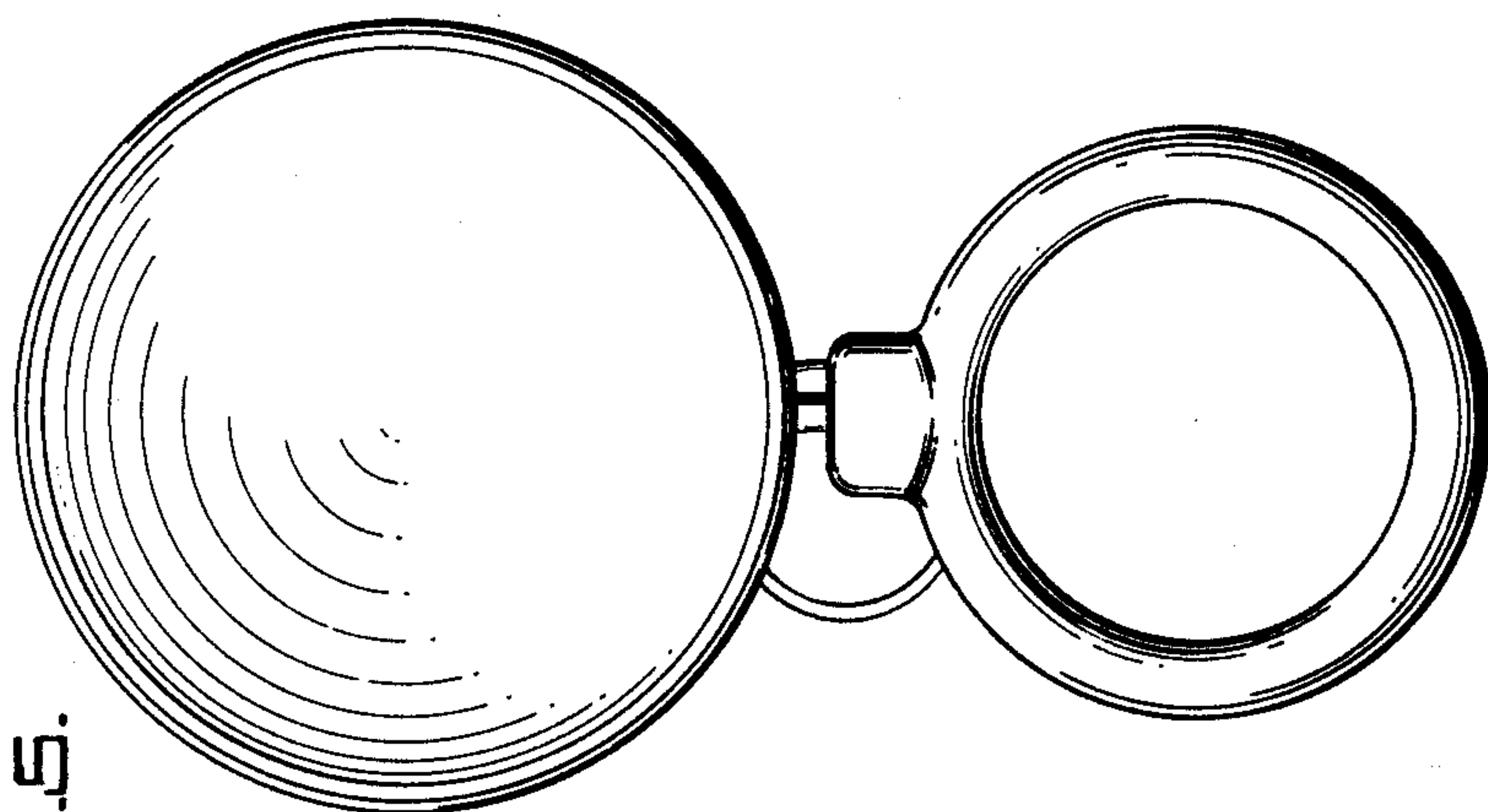


Fig. 5.

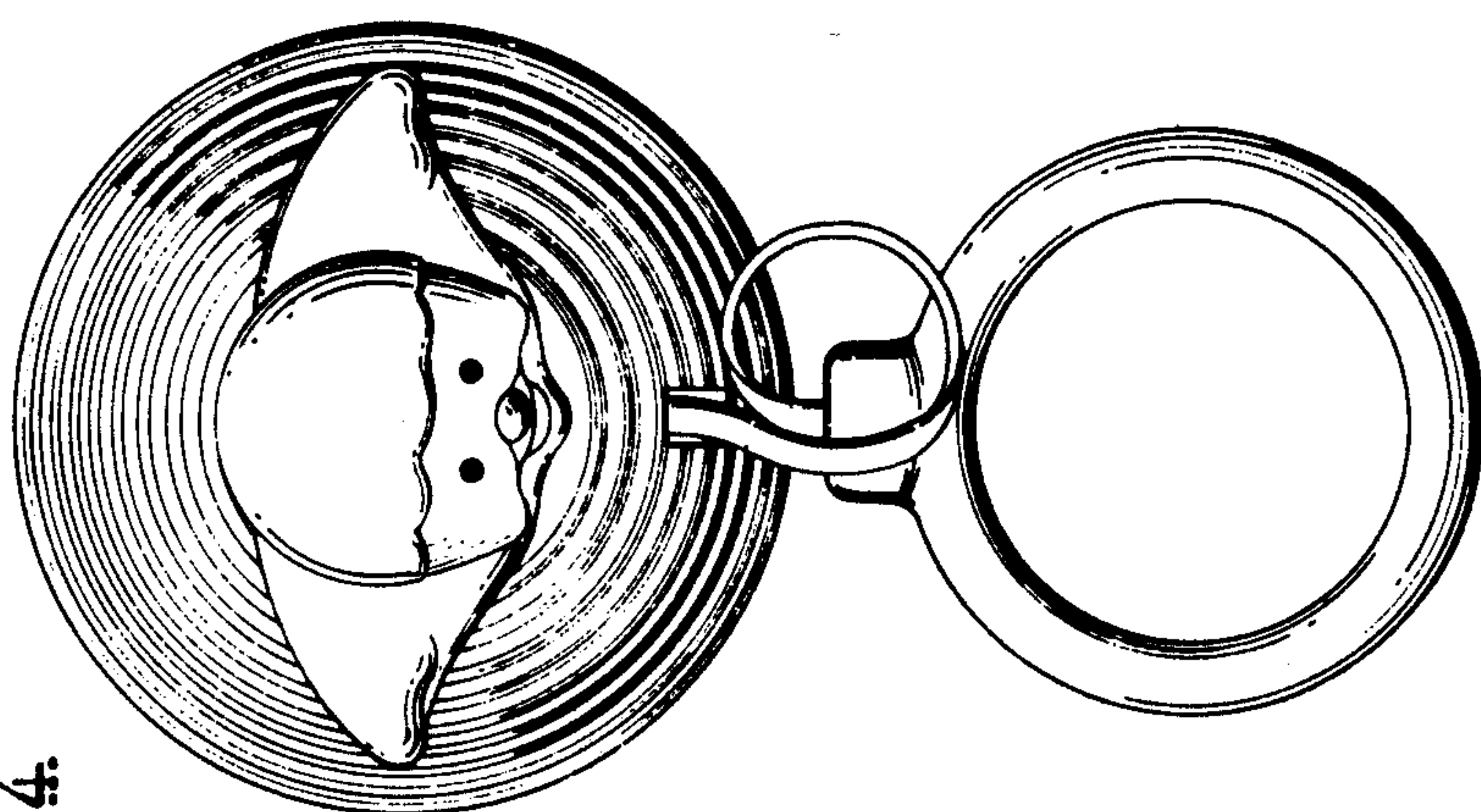


Fig. 4.

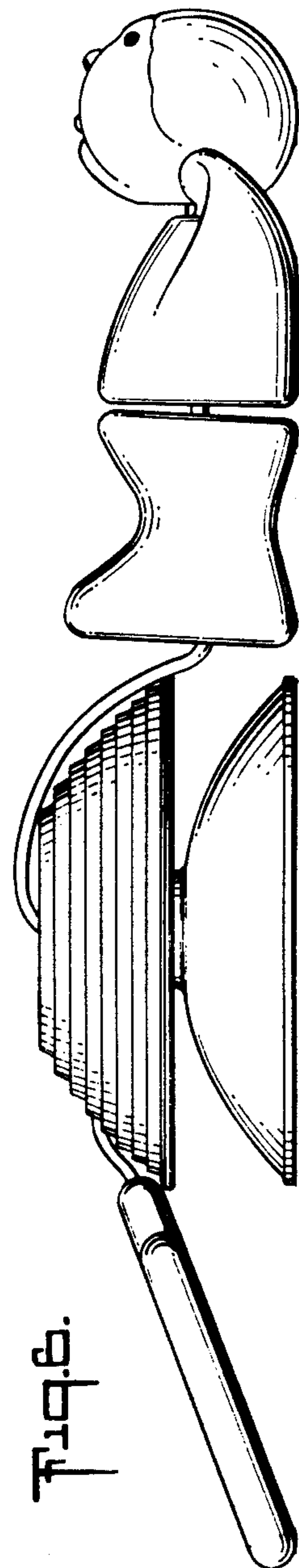


Fig. 6.