

[54] ROOM THERMOSTAT OR SIMILAR ARTICLE

D. 249,652 9/1978 McElroy D10/51
3,999,158 12/1976 Rae 337/392

[75] Inventor: Norbert T. Wolfe, Minnetonka, Minn.

Primary Examiner—Nelson C. Holtje
Attorney, Agent, or Firm—Clyde C. Blinn

[73] Assignee: Honeywell Inc., Minneapolis, Minn.

[**] Term: 14 Years

[57] CLAIM

[21] Appl. No.: 845,175

The ornamental design for a room thermostat or similar article, substantially as shown and described.

[22] Filed: Oct. 25, 1977

DESCRIPTION

[51] Int. Cl. D10-04

FIG. 1 is a front, top and right side perspective view of a room thermostat or a similar article showing my new design.

[52] U.S. Cl. D10/51; D10/50

[58] Field of Search D10/50, 51, 53, 60; 337/392, 380, 301, 84; 236/46 R; 200/139, 333

FIG. 2 is a left side elevational view of the room thermostat of FIG. 1, the right side being a mirror image thereof, and

[56] References Cited

U.S. PATENT DOCUMENTS

FIG. 3 is a front elevational view of the room thermostat of FIG. 1.

D: 188,347 7/1960 Dreyfuss D10/51

D: 193,906 10/1962 Briggs D10/51

D: 205,006 6/1966 Federico D10/51

The rear and bottom, not shown are conventional plain and unornamented.






FIG. 1




FIG. 2

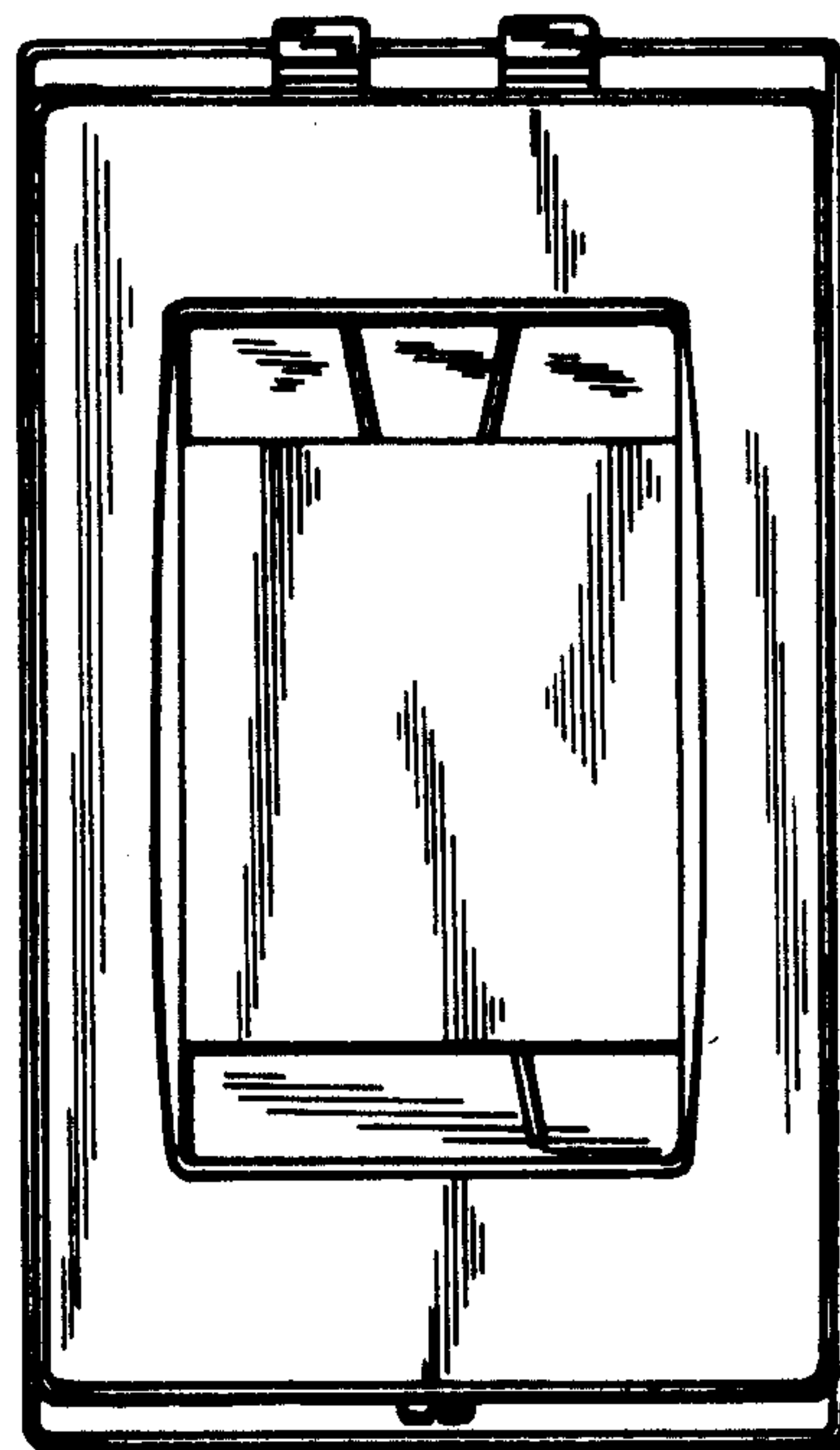


FIG. 3