

[54] BODY FOR AN AERIAL LIFT PLATFORM

[56]

References Cited

U.S. PATENT DOCUMENTS

[75] Inventors: Michael L. Meister; Robert W. Fee, both of Wichita; Richard J. Robbins, Derby, all of Kans.

D. 227,091 6/1973 Grove et al. D12/57
3,776,367 12/1973 Grove 182/2
4,039,094 8/1977 Grove 182/2

[73] Assignee: A-T-O Inc., Willoughby, Ohio

Primary Examiner—James M. Gandy
Attorney, Agent, or Firm—Dressler, Goldsmith, Shore, Sutker & Milnamow, Ltd.

[**] Term: 14 Years

[57] CLAIM

The ornamental design for a body for an aerial lift platform, substantially as shown and described.

[21] Appl. No.: 880,861

DESCRIPTION

[22] Filed: Feb. 23, 1978

FIG. 1 is a perspective view of a body for an aerial lift platform showing our new design;
FIG. 2 is a rear elevational view thereof;
FIG. 3 is a front elevational view thereof;
FIG. 4 is a side elevational view thereof; and
FIG. 5 is a top plan view thereof.

[51] Int. Cl. D12-05
[52] U.S. Cl. D12/61
[58] Field of Search D12/61, 56, 57; 182/2

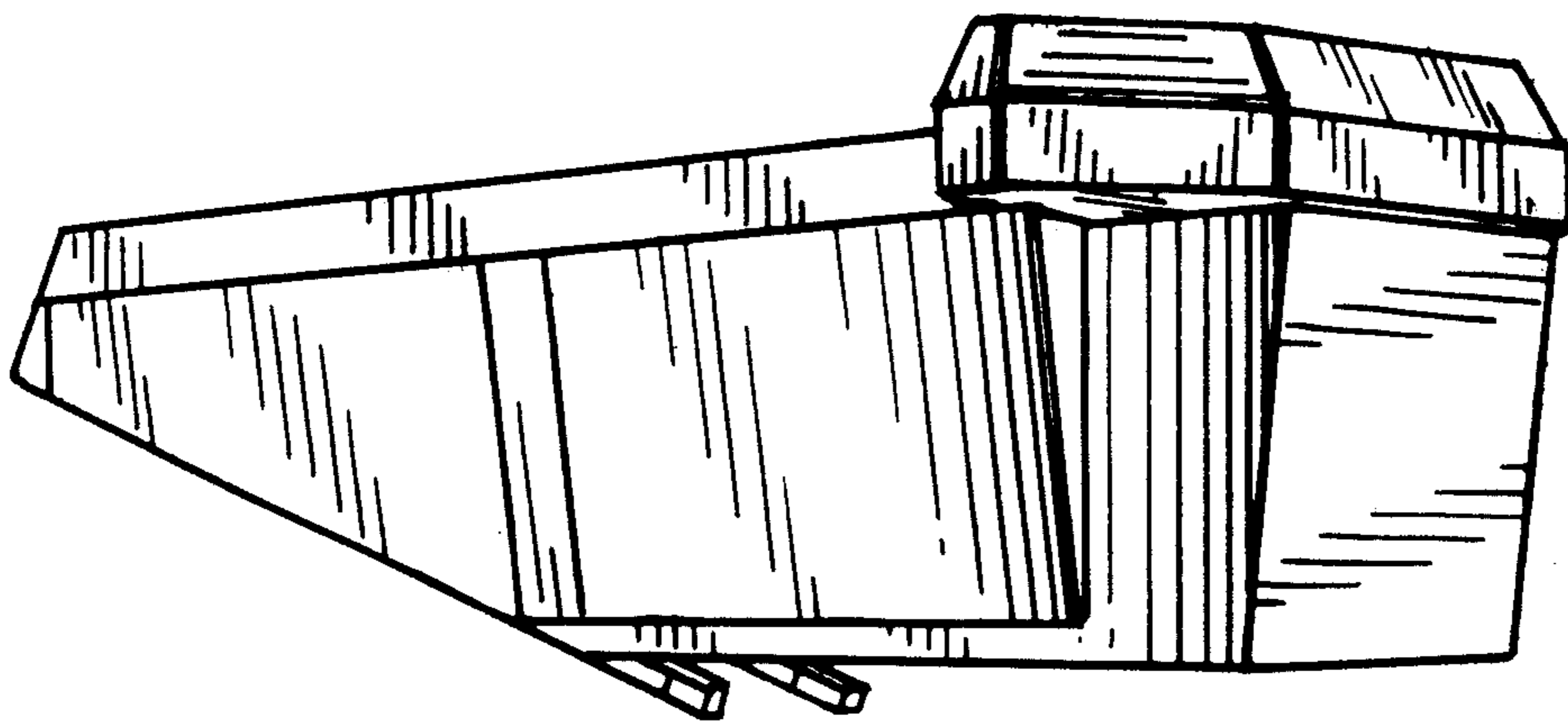


Fig. 1.




Fig. 2.




Fig. 3.

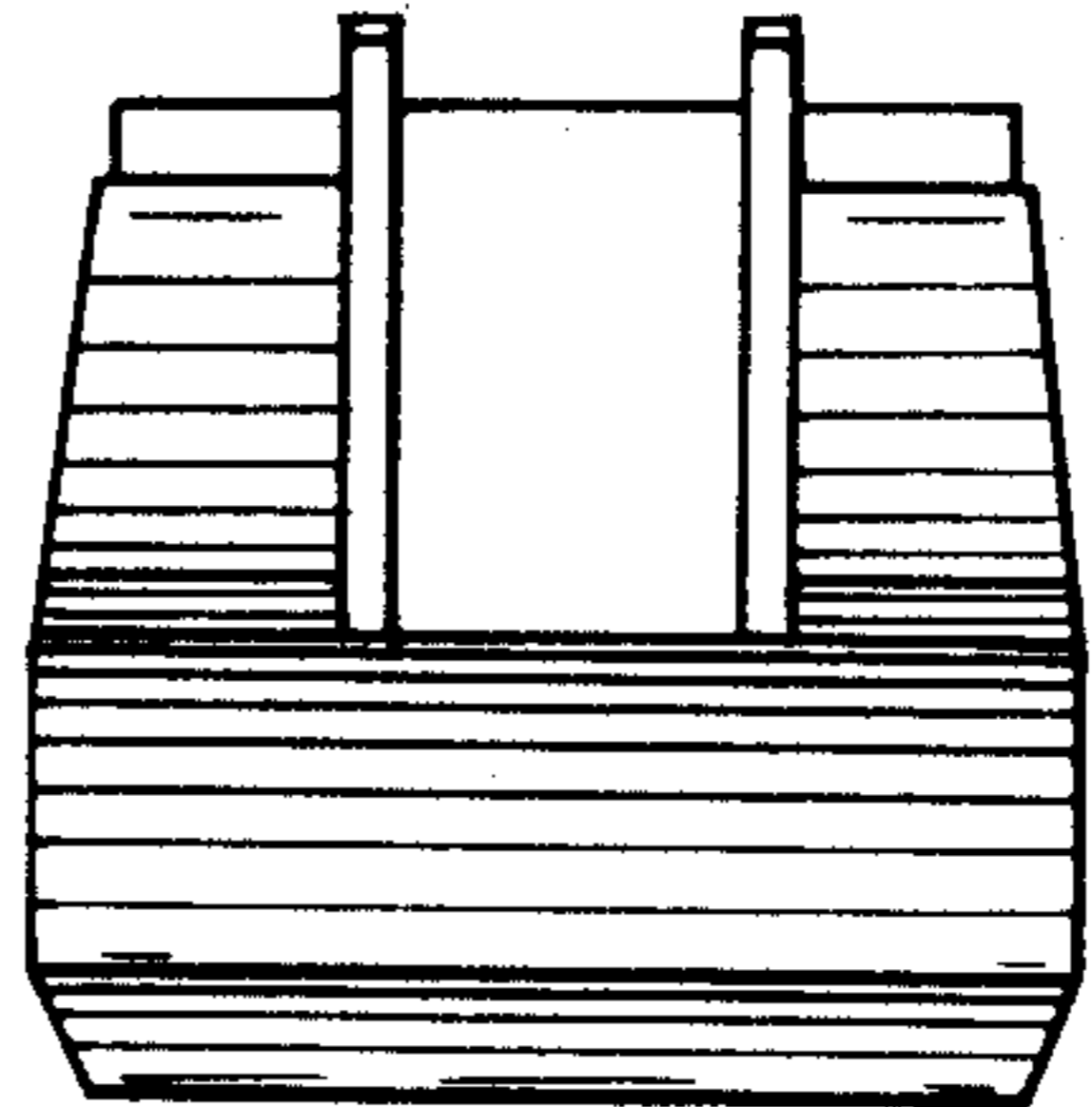


Fig. 4.

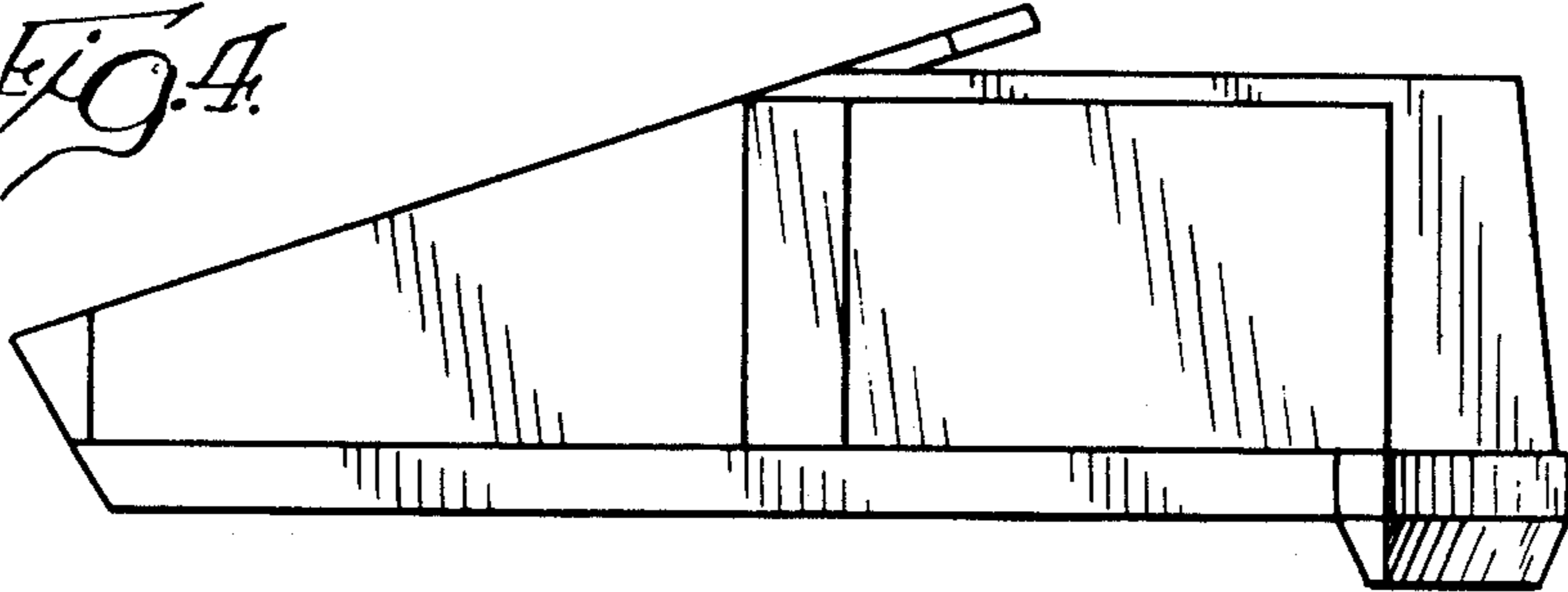
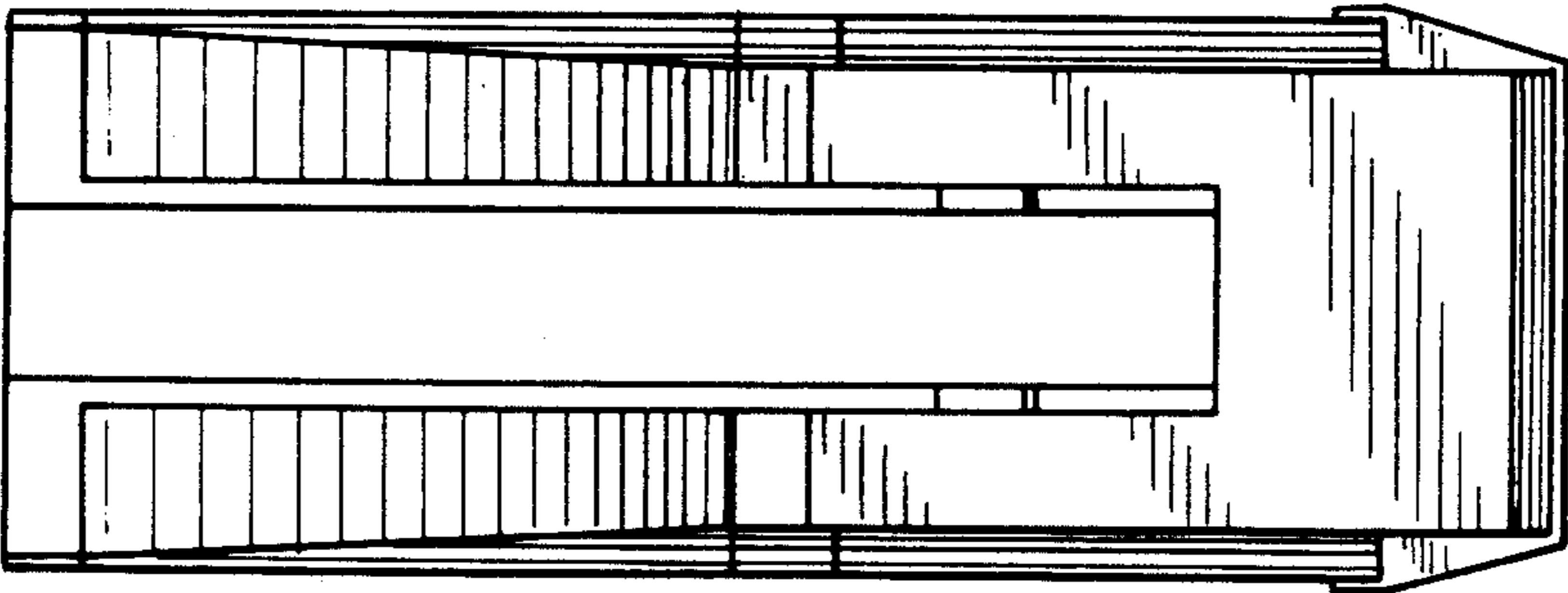


Fig. 5.



UNITED STATES PATENT AND TRADEMARK OFFICE
CERTIFICATE OF CORRECTION

PATENT NO. : Des 255,024
DATED : May 20, 1980
INVENTOR(S) : Michael L. Meister, et al

It is certified that error appears in the above—identified patent and that said Letters Patent is hereby corrected as shown below:

The title page, should be deleted to insert the attached title page therefor.

Signed and Sealed this

Eleventh Day of November 1980

[SEAL]

Attest:

SIDNEY A. DIAMOND

Attesting Officer

Commissioner of Patents and Trademarks