

[54] DUAL LAMP DRIVING LIGHT

[76] Inventor: Bill R. Alsman, 2200 Christmas Tree La., Riverbank, Calif. 95367

[**] Term: 14 Years

[21] Appl. No.: 898,875

[22] Filed: Apr. 21, 1978

[51] Int. Cl. D26-06

[52] U.S. Cl. D26/35

[58] Field of Search D48/32 R, 32 E; 362/61, 362/62, 72, 217, 223, 224, 227, 235, 236, 237, 238, 240, 245, 244, 246, 257, 262, 282, 311, 362, 367, 368, 372, 374; 340/50, 81 R, 87, 74, 84

[56] References Cited

U.S. PATENT DOCUMENTS

D. 223,634 5/1972 Cibie D48/32 R
1,762,150 6/1930 Bamford 362/374

FOREIGN PATENT DOCUMENTS

2161780 12/1971 Fed. Rep. of Germany 362/269
186701 12/1936 Switzerland 362/269
1203568 8/1970 United Kingdom 362/235

Primary Examiner—Susan J. Lucas
Attorney, Agent, or Firm—Clarence A. O'Brien; Harvey B. Jacobson

[57] CLAIM

The ornamental design for a dual lamp driving light, substantially as shown.

DESCRIPTION

FIG. 1 is a perspective view of a dual lamp driving light, showing my new design;
FIG. 2 is a perspective view thereof as seen from the rear of FIG. 1;
FIG. 3 is an enlarged top plan view thereof;
FIG. 4 is a right side elevational view thereof; and
FIG. 5 is a bottom plan view thereof.




Fig. 1




Fig. 2

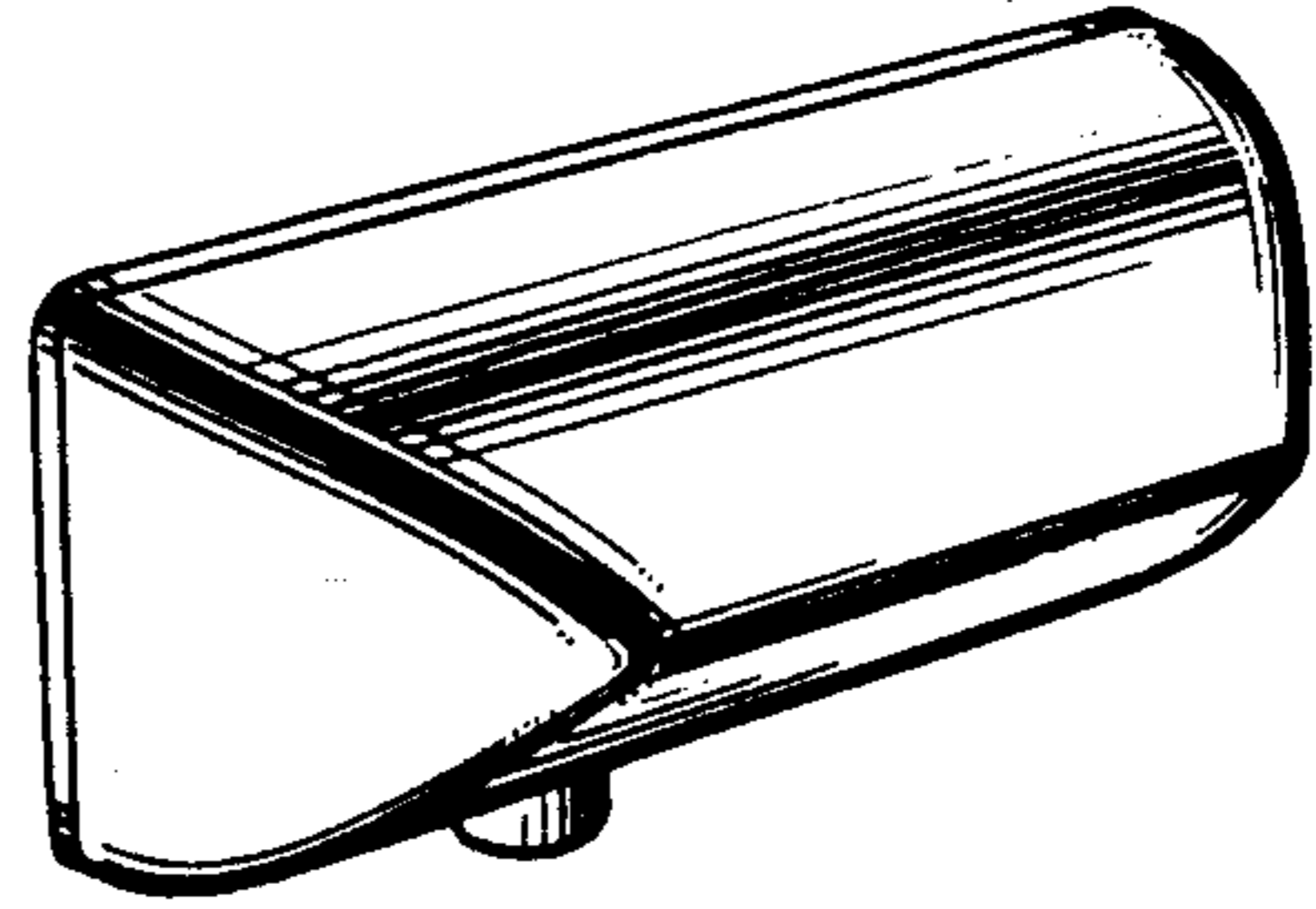


Fig. 3




Fig. 4

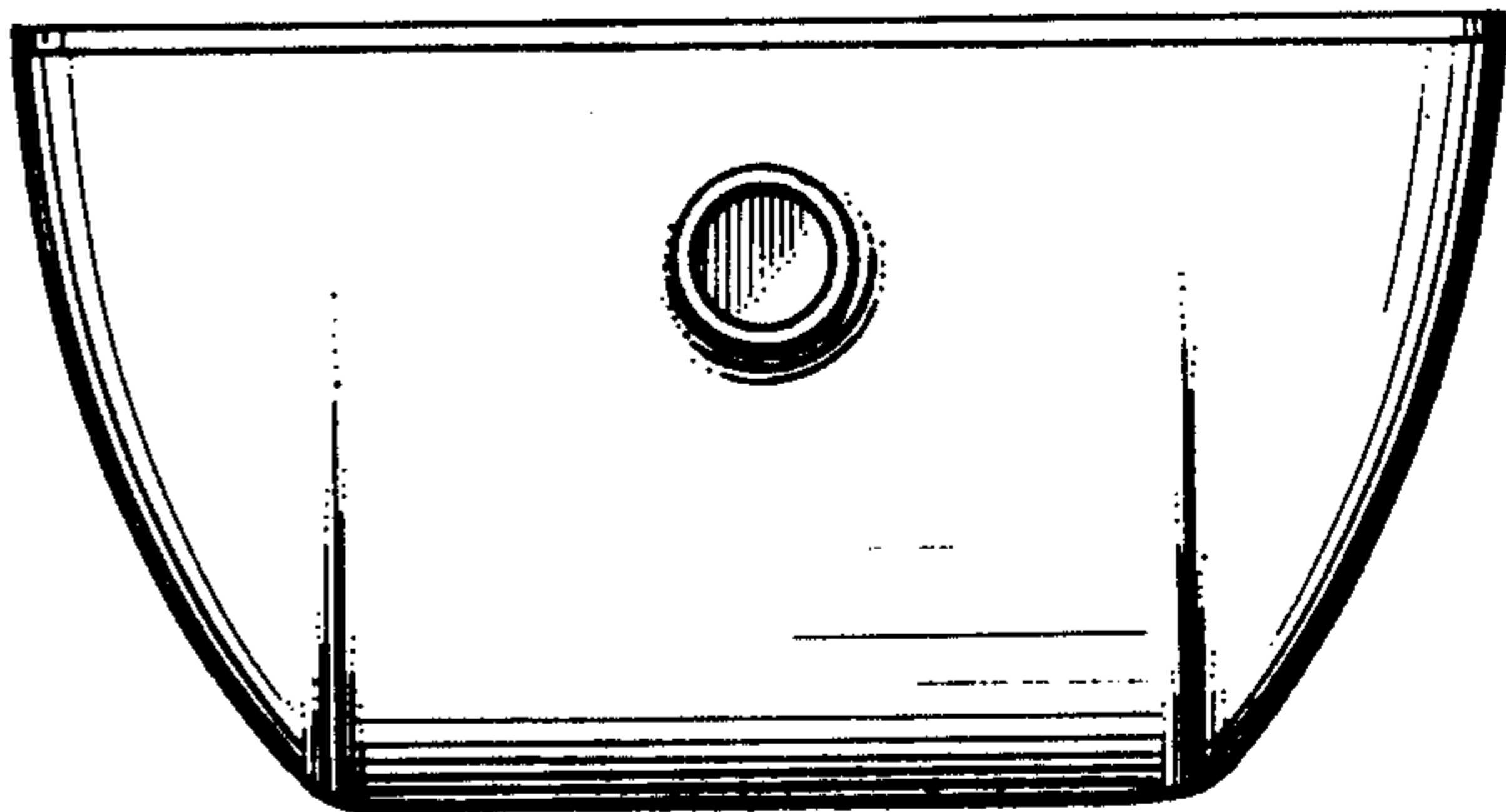



Fig. 5