

- [54] **KNIFE OR SIMILAR ARTICLE OF FLATWARE**
- [75] Inventor: **William J. Knope, Meriden, Conn.**
- [73] Assignee: **International Silver Company, Meriden, Conn.**
- [\*\*] Term: **14 Years**
- [21] Appl. No.: **838,931**
- [22] Filed: **Oct. 3, 1977**
- [51] Int. Cl. .... **D7-03**
- [52] U.S. Cl. .... **D7/150**
- [58] Field of Search ..... **D7/150, 151, 152, 137, D7/138, 148, 143, 144, 145, 141**

[56] **References Cited**

**U.S. PATENT DOCUMENTS**

D. 24,660	9/1895	Smith .....	D7/137
D. 26,017	9/1896	Hart .....	D7/150
D. 37,239	11/1904	Codman .....	D7/150

**OTHER PUBLICATIONS**

*Gifts & Decorative Accessories*, Feb. 1971, p. 58, "English Lace"—Supreme Cutlery, Knife, top panel.  
*Gifts & Decorative Accessories*, Sep. 1976, p. 98, lower left panel, Knife at r.—Oneida Ltd.

*Gifts & Decorative Accessories*, Dec. 1973, p. 116, r. middle panel, "Colonial Americana"—Ekco.

*Primary Examiner*—Winifred E. Herrmann

[57] **CLAIM**

The ornamental design for a knife or similar article of flatware, as shown and described.

**DESCRIPTION**

FIG. 1 is a side elevational view of a knife or similar article of flatware showing my new design;  
 FIG. 2 is a bottom plan view thereof as seen from the left of FIG. 1;  
 FIG. 3 is a top plan view thereof as seen from the right of FIG. 1;  
 FIG. 4 is an end elevational view from the bottom of FIG. 1;  
 FIG. 5 is a cross-sectional view taken on line 5—5 of FIG. 1;  
 FIG. 6 is a cross-sectional view taken on line 6—6 of FIG. 1;  
 FIG. 7 is a cross-sectional view taken on line 7—7 of FIG. 1.

The side opposite the handle portion shown in FIG. 1 is a mirror image of the respective side shown.

The distinguishing feature of my new design for a knife or similar article of flatware resides in the handle configuration.

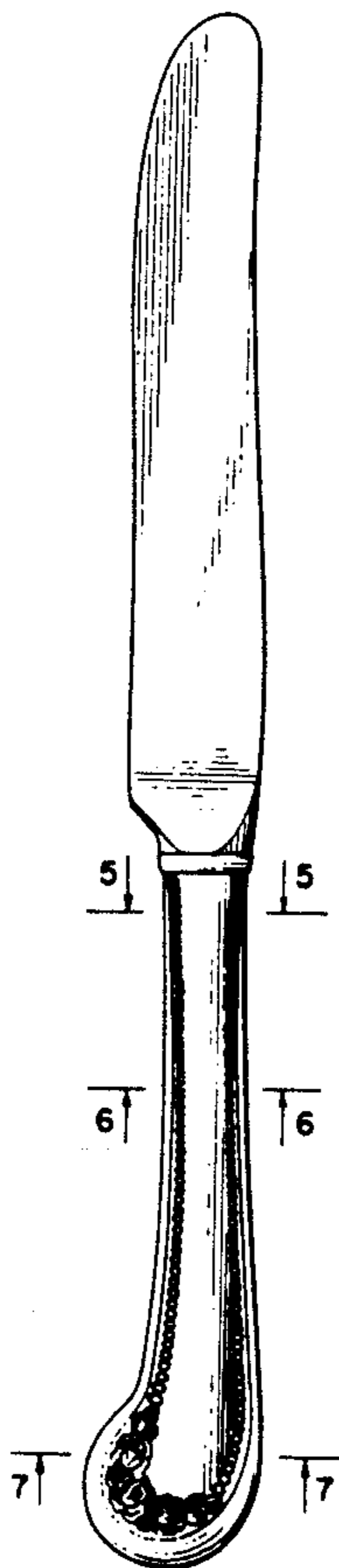


FIG. 1.

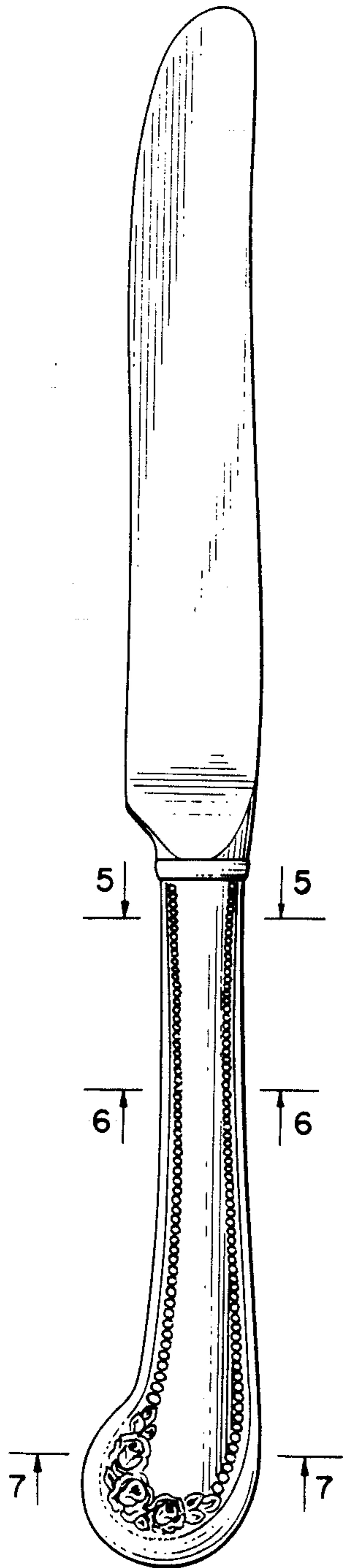


FIG. 2.



FIG. 3.

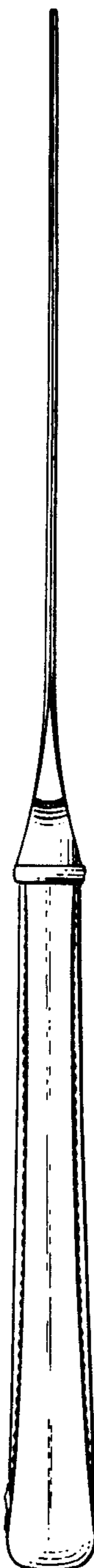


FIG. 4.




FIG. 5.




FIG. 6.



FIG. 7.

