United States Patent [19]

Mandon et al.

[11] **Des. 254,931**

[45] ** **May 6, 1980**

[54] **DISPENSER FOR AIR-FRESHENING VAPORS**

[75] Inventors: **Jean-Pierre Mandon**, Chasseneuil-du-Poitou; **Philippe Lecomte**, Plaisance Vouillé, both of France

[73] Assignee: **Airwick Industries, Inc.**, Carlstadt, N.J.

[**] Term: **14 Years**

[21] Appl. No.: **922,468**

[22] Filed: **Jul. 6, 1978**

[30] **Foreign Application Priority Data**

Jan. 6, 1978 [CH] Switzerland 109,623/78

[51] **Int. Cl.** ..... **D23—04**

[52] **U.S. Cl.** **D23/150**

[58] **Field of Search** D23/145–150; 239/44–60

[56] **References Cited**

U.S. PATENT DOCUMENTS

D. 84,785	8/1931	Keim	D23/150
D. 164,983	10/1951	Crook	D23/150
D. 212,753	11/1968	Tughan	D23/150
D. 246,316	11/1977	Hadtke	D23/150
2,555,047	5/1951	Logue	239/57 X
2,657,090	10/1953	Meek	239/55
2,836,462	5/1958	Wenner	239/57
3,087,679	4/1963	Wilson	239/57
3,286,872	11/1966	Burdick, Jr.	239/58 X
4,014,501	3/1977	Buckenmayer	239/58

FOREIGN PATENT DOCUMENTS

310856	2/1932	Italy	239/57
524042	1/1940	United Kingdom	239/57

Primary Examiner—James R. Largen

Attorney, Agent, or Firm—Harry Falber

[57] **CLAIM**

The ornamental design for dispenser for air-freshening vapors, as shown.

DESCRIPTION

FIG. 1 is a top plan view of a dispenser for air-freshening vapors showing our new design;

FIG. 2 is a side elevational view thereof;

FIG. 3 is a bottom plan view thereof; and

FIG. 4 is another top plan view thereof, showing the openings in a closed position.



Fig.3

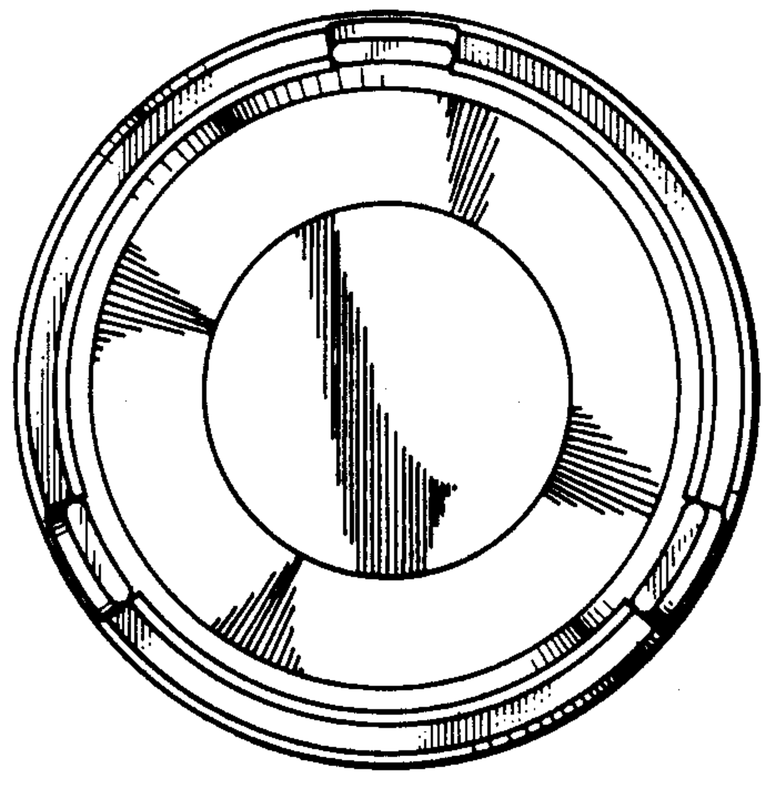

Fig.2

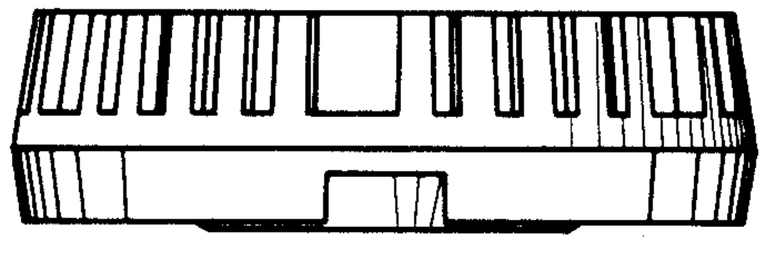

Fig.1

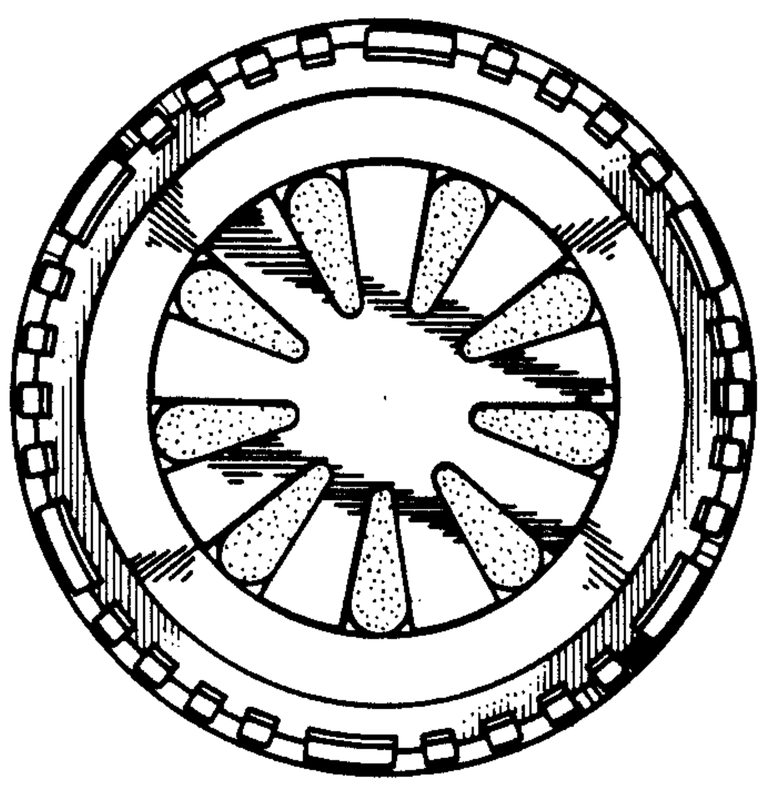

Fig. 4