

[54] **AERODYNAMIC SPOILER FOR ATTACHMENT TO AN UPPER REAR PORTION OF AN AUTOMOBILE**

[75] Inventors: Björn E. A. Envall, Vanersborg; Ralph E. Jonsson, Trollhättan, both of Sweden

[73] Assignee: Saab-Scania Aktiebolag, Trollhattan, Sweden

[\*\*] Term: 14 Years

[21] Appl. No.: 886,170

[22] Filed: Mar. 13, 1978

[30] **Foreign Application Priority Data**

Sep. 12, 1977 [SE] Sweden ..... 771824

[51] Int. Cl. .... D12-16

[52] U.S. Cl. .... D12/181

[58] Field of Search ..... D12/181; 296/15, 91

[56] **References Cited**

**PUBLICATIONS**

J. C. Whitney Catalog No. 362B, p. 71, Rear Spoiler on Trans Am, bottom right side of page.

Hot Rod Magazine, 7/67, p. 24, Camaro Spoiler, top center of page.

Hot Rod, 7/74, p. 105, Rear Spoiler on Corvette, top of page.

Primary Examiner—James M. Gandy  
Attorney, Agent, or Firm—Young & Thompson

[57] **CLAIM**

The ornamental design for an aerodynamic spoiler for attachment to an upper rear portion of an automobile, as shown and described.

**DESCRIPTION**

FIG. 1 is a top plan view of an aerodynamic spoiler for attachment to an upper rear portion of an automobile, showing our new design;

FIG. 2 is an enlarged top perspective view thereof;


FIG. 3 is an enlarged end perspective view thereof;

FIG. 4 is an enlarged top plan view thereof taken from a different angle than as shown in FIG. 1;

FIG. 5 is an enlarged end elevational view thereof;

FIG. 6 is an enlarged end elevational view thereof opposite to that shown in FIG. 5; and


FIG. 7 is a greatly enlarged cross-sectional view thereof taken along line 7-7 in FIG. 4.



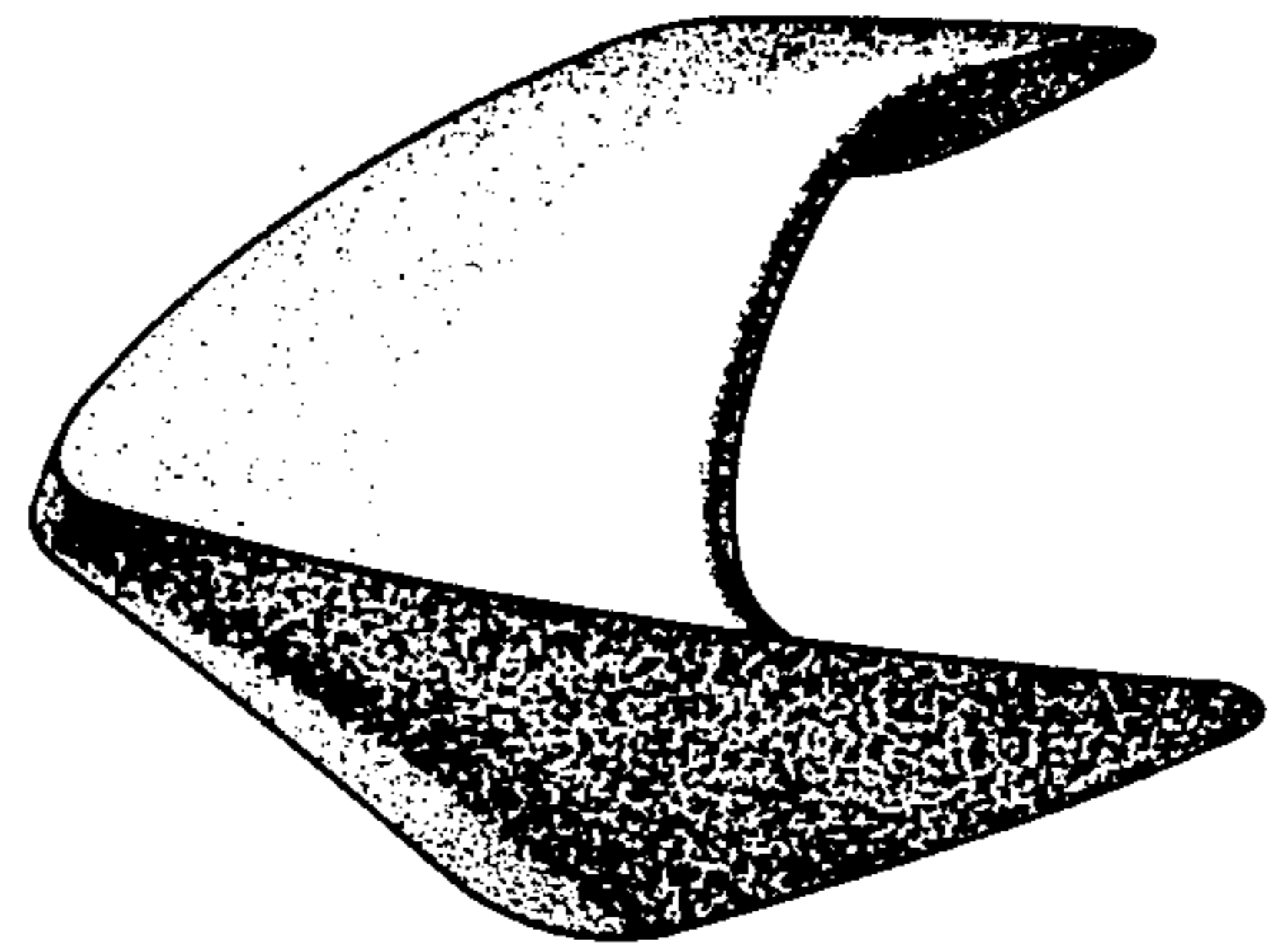
**FIG. 1**



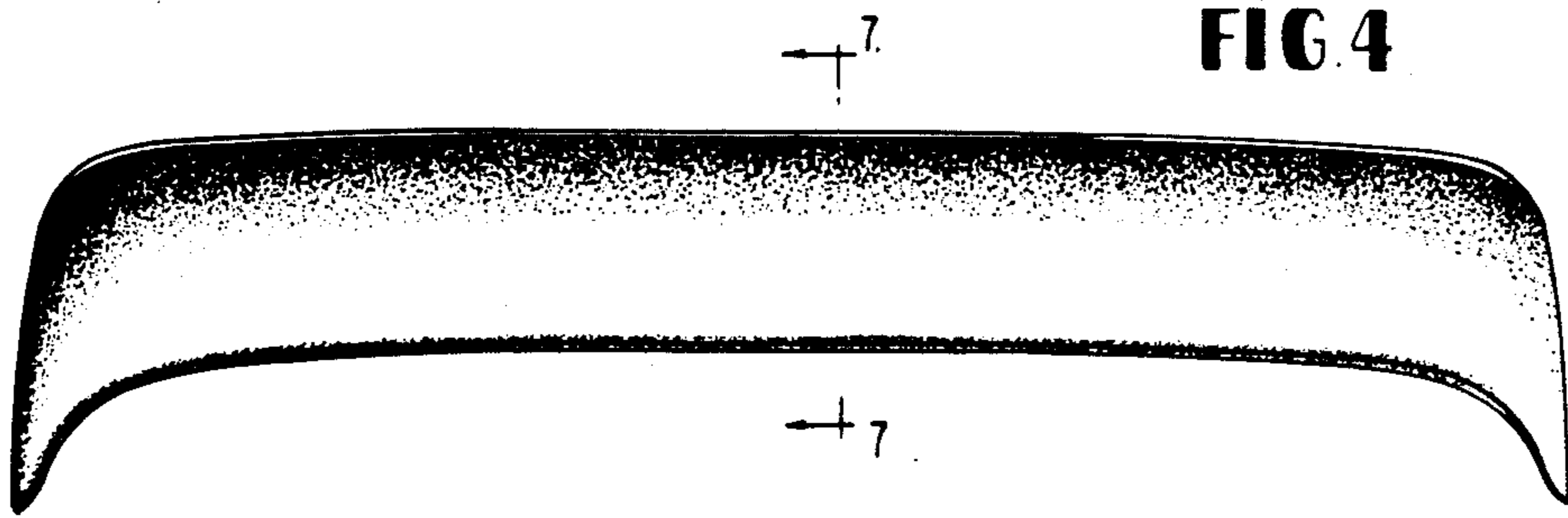
**FIG. 2**



**FIG. 3**



**FIG. 4**



**FIG. 5**



**FIG. 6**



**FIG. 7**

