

[54] **LEG FOR AN AIRCRAFT SEAT**

[75] Inventor: **Ralph G. Marrujo**, Winston-Salem, N.C.

[73] Assignee: **Fairchild Industries, Inc.**, Germantown, Md.

[**] Term: **14 Years**

[21] Appl. No.: **887,977**

[22] Filed: **Mar. 17, 1978**

[51] Int. Cl. **D6-06**

[52] U.S. Cl. **D6/192**

[58] Field of Search **D6/47, 67, 68, 69, 72-78, D6/192; 297/232, 445, 446, 447, 450; 108/156**

D. 230,786 3/1974 Barecki D6/48 X
 2,494,647 1/1950 Dewey 297/446 X
 3,347,593 10/1967 Walkinshaw 297/446 X
 4,099,780 7/1978 Schmidhuber 297/232 X

Primary Examiner—Bruce W. Dunkins
Attorney, Agent, or Firm—Michael W. York

[57] **CLAIM**

The ornamental design for a leg for an aircraft seat, substantially as shown and described.

DESCRIPTION

FIG. 1 is a perspective view of a leg for an aircraft seat showing my new design;
 FIG. 2 is a top plan view of said leg;
 FIG. 3 is a bottom plan view of said leg;
 FIG. 4 is a front elevational view of said leg on a reduced scale; and
 FIG. 5 is an elevational view of the left side of said leg on a reduced scale, the right side of said leg being a mirror image thereof.

[56] **References Cited**

U.S. PATENT DOCUMENTS

D. 180,710 7/1957 Del Giudice D6/48
 D. 192,244 2/1962 Williams D6/192

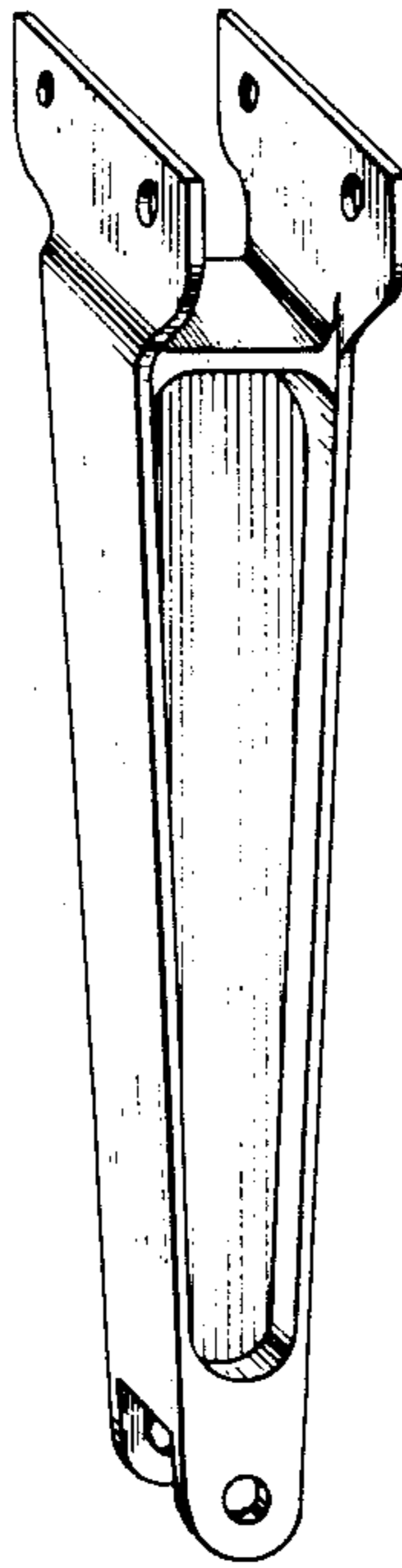


Fig. 1

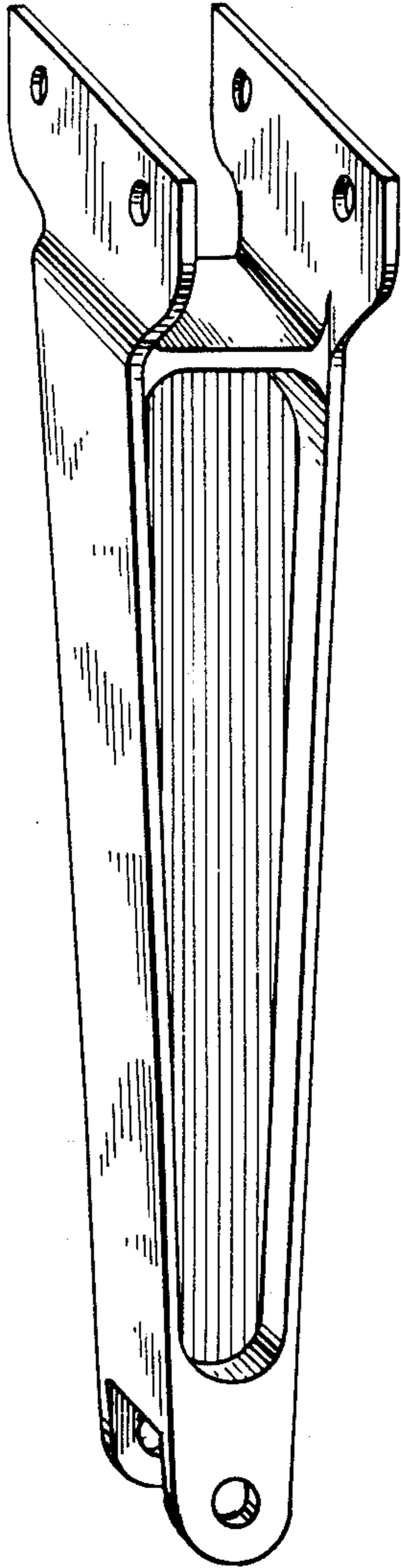


Fig. 2

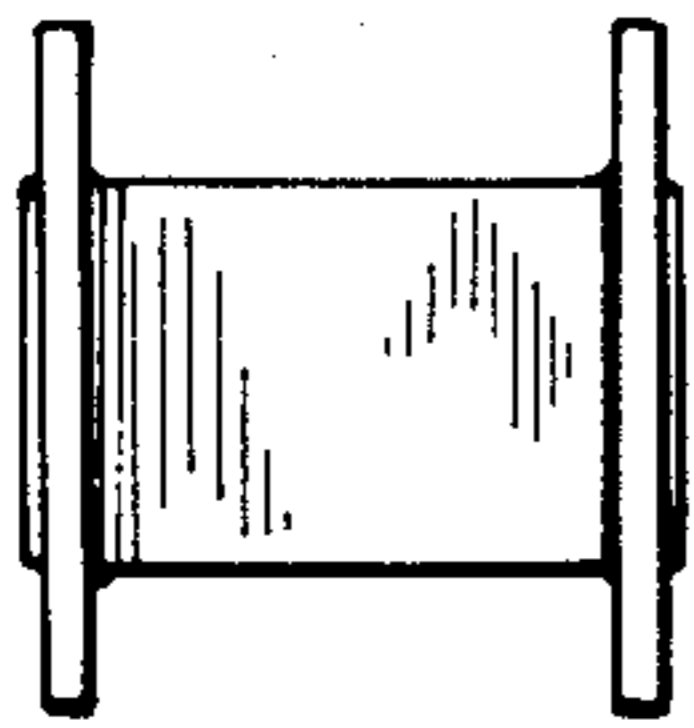


Fig. 3




Fig. 5



Fig. 4

