

[54] END STANDARD FOR AN AIRCRAFT SEAT

[75] Inventor: **Ralph G. Marrujo**, Winston-Salem, N.C.

[73] Assignee: **Fairchild Industries, Inc.**, Germantown, Md.

[\*\*] Term: **14 Years**

[21] Appl. No.: **887,973**

[22] Filed: **Mar. 17, 1978**

[51] Int. Cl. .... **D6-06**

[52] U.S. Cl. .... **D6/192**

[58] Field of Search ..... **D6/67, 71, 72, 48, 192, D6/194; 297/411, 419, 420, 422, 450**

[56] **References Cited**

**U.S. PATENT DOCUMENTS**

D. 191,823 11/1961 Barecki ..... D6/192

D. 216,969 3/1970 Barecki ..... D6/48  
D. 250,071 10/1978 Dickerson ..... D6/48  
3,333,890 8/1967 Whitman ..... 297/191

*Primary Examiner*—Bruce W. Dunkins  
*Attorney, Agent, or Firm*—Michael W. York

[57] **CLAIM**

The ornamental design for an end standard for an aircraft seat, substantially as shown and described.

**DESCRIPTION**

FIG. 1 is a front perspective view showing the left side of the end standard for an aircraft seat showing my new design;

FIG. 2 is an elevational view of the right side of said end standard;

FIG. 3 is front elevational view of said end standard;

FIG. 4 is a top plan view of said end standard;

FIG. 5 is a bottom plan view of said end standard; and

FIG. 6 is a rear elevational view of said end standard.

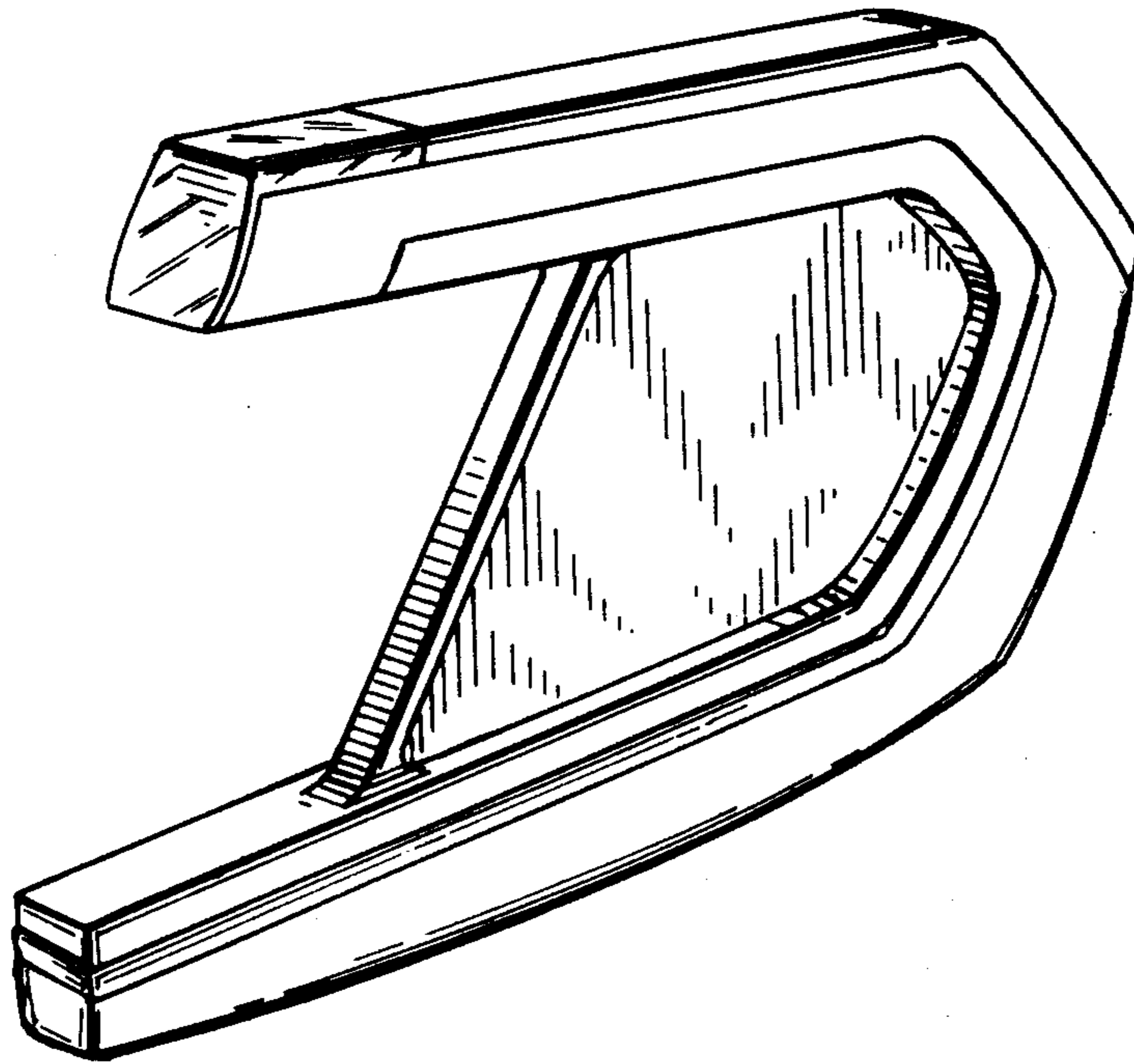


Fig. 1

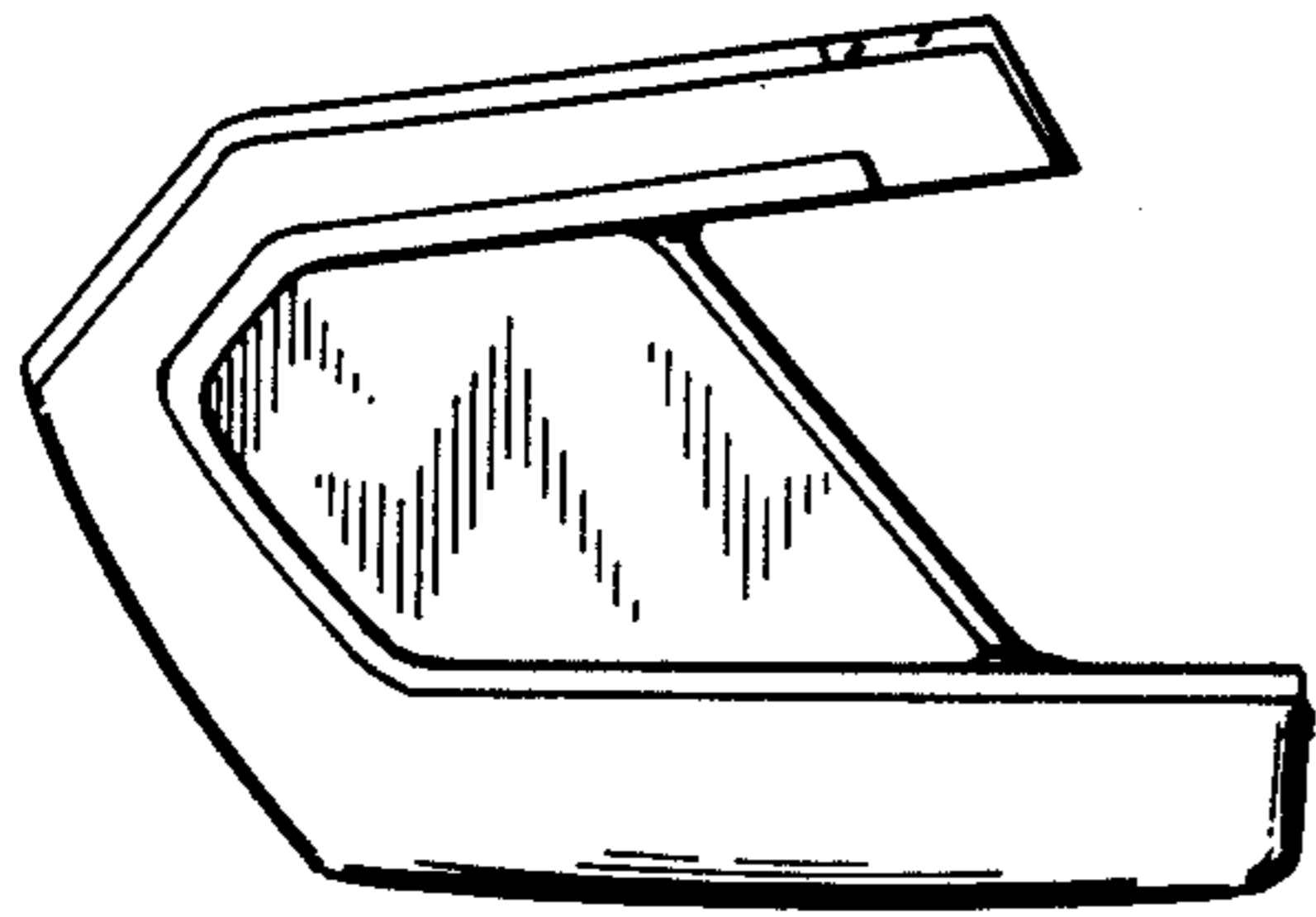
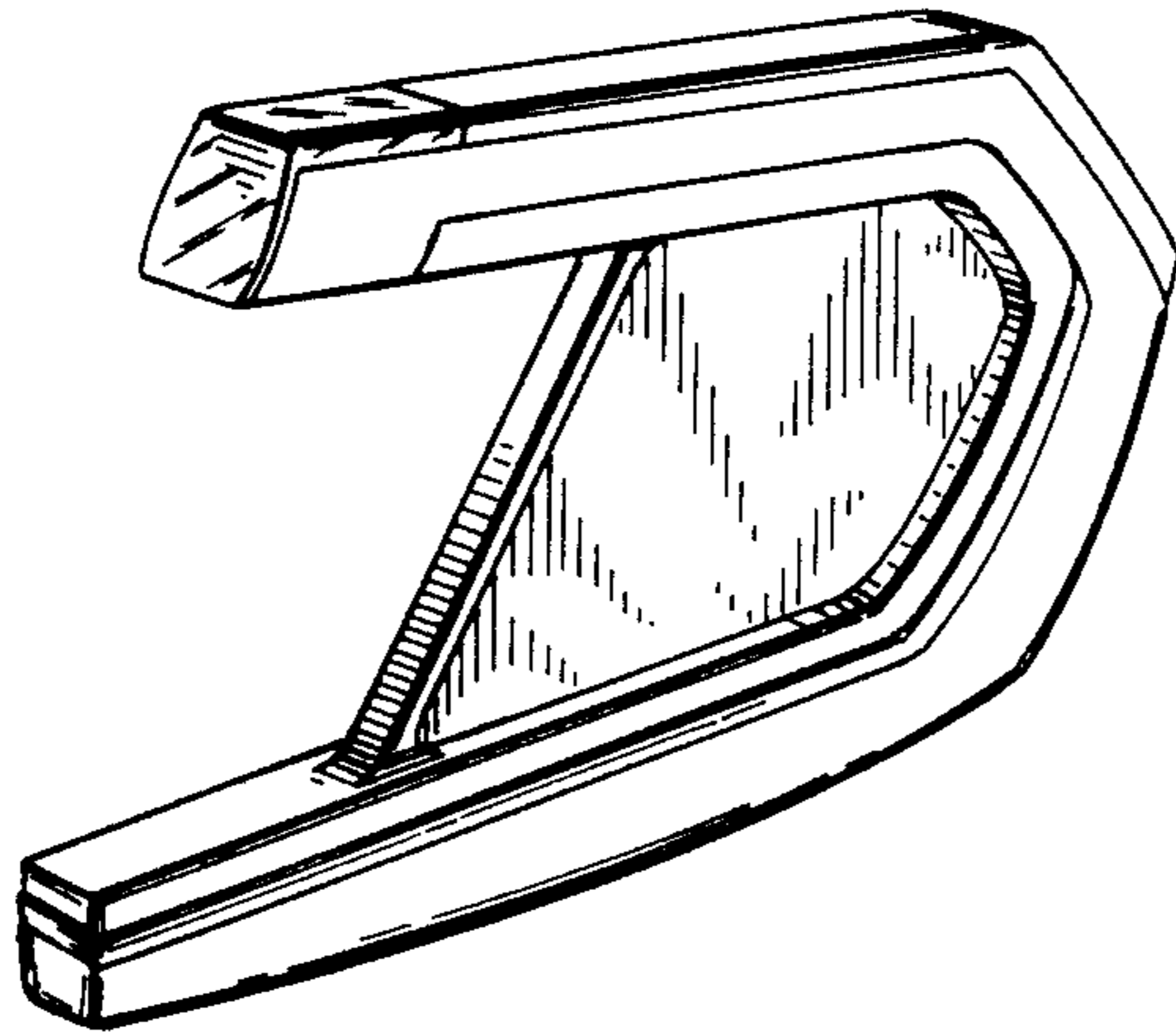


Fig. 2



Fig. 3

Fig. 4



Fig. 6

Fig. 5

