

[54] PEN WITH CHAIN

[75] Inventor: Harold F. Bajusz, Woodridge, N.J.

[73] Assignee: Accutec, Inc., Wallington, N.J.

[**] Term: 14 Years

[21] Appl. No.: 656,633

[22] Filed: Feb. 9, 1976

Related U.S. Application Data

[63] Continuation-in-part of Ser. No. 641,903, Dec. 18, 1975, abandoned.

[51] Int. Cl. D19-06

[52] U.S. Cl. D19/44; D19/51

[58] Field of Search D19/41-51, D19/36; D86/DIG. 6; D11/2, 7, 93; D4/26; D10/57-58; D48/24 A; 401/DIG. 1, DIG. 2; 59/2, 80, 82, 90, 91

References Cited

U.S. PATENT DOCUMENTS

| | | | | |
|------------|---------|---------|-------|--------|
| D. 137,866 | 5/1944 | Loewy | | D19/51 |
| D. 142,330 | 8/1945 | Trollen | | D19/36 |
| D. 175,548 | 9/1955 | Kane | | D4/26 |
| D. 185,150 | 5/1959 | Hulbert | | D19/44 |
| D. 202,674 | 10/1965 | Dales | | D19/36 |

OTHER PUBLICATIONS

- A. S. Aloe, Cat. #179 ©, 1946, p. 221, item #79A148.
- A. S. Aloe, Cat. #179 ©, 1946, p. 221, item #79A170.

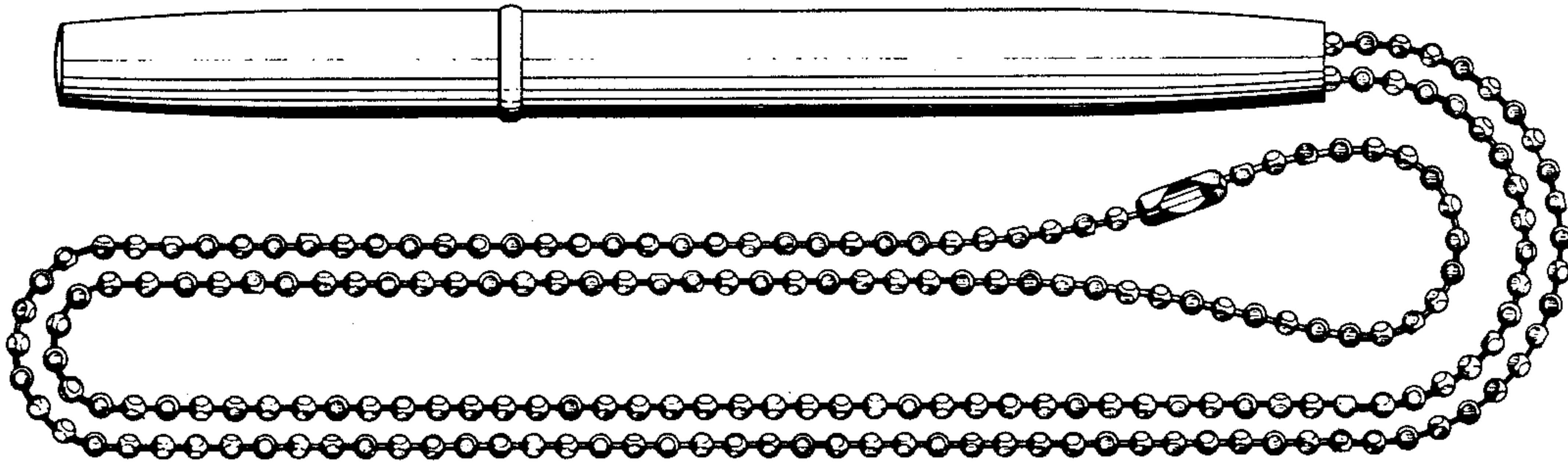
Primary Examiner—Joel Stearman
Assistant Examiner—George P. Word
Attorney, Agent, or Firm—Finnegan, Henderson, Farabow, Garrett & Dunner

[57] CLAIM

The ornamental design for a pen with chain, as shown and described.

DESCRIPTION

FIG. 1 is an elevational view of a pen with chain showing my new design;
 FIG. 2 is a top plan view thereof with a portion of the chain omitted for convenience of illustration;
 FIG. 3 is a bottom plan view thereof;
 FIG. 4 is an elevational view of an alternate embodiment of the pen with chain;
 FIG. 5 is a top plan view thereof with a portion of the chain omitted for convenience of illustration;
 FIG. 6 is a bottom plan view thereof;
 FIG. 7 is an enlarged scale fragmentary view of an alternate form of the chain;
 FIG. 8 is an enlarged scale fragmentary view of the chain shown in FIGS. 1 and 4;
 FIG. 9 is an enlarged scale side elevational view of the pen shown in FIG. 1 with the type chain shown in FIG. 7;
 FIG. 10 is an enlarged scale top plan view of one of the elements of the chain shown in FIGS. 9 and 11; and
 FIG. 11 is an enlarged scale side elevational view of the pen shown in FIG. 4, but with the type of chain shown in FIG. 7.



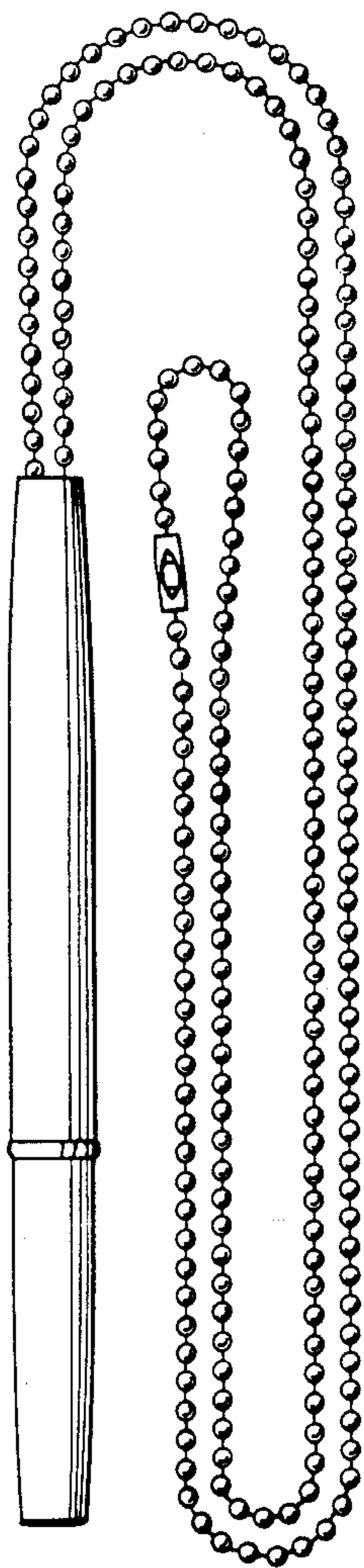


FIG. 1




FIG. 4



FIG. 2



FIG. 5



FIG. 3



FIG. 6



FIG. 7



FIG. 8

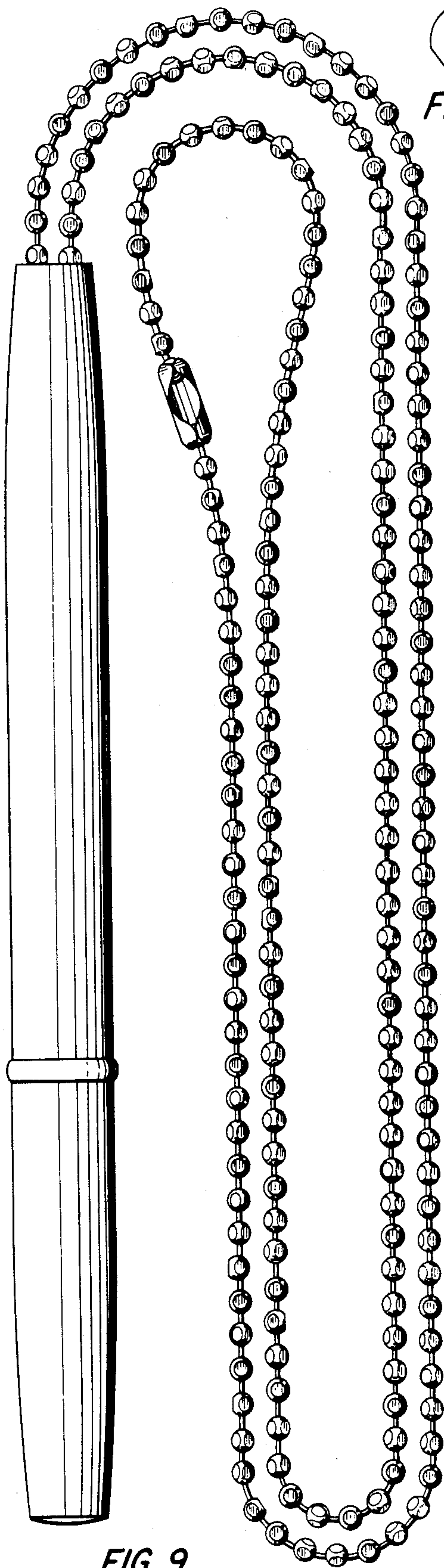


FIG. 9



FIG. 10

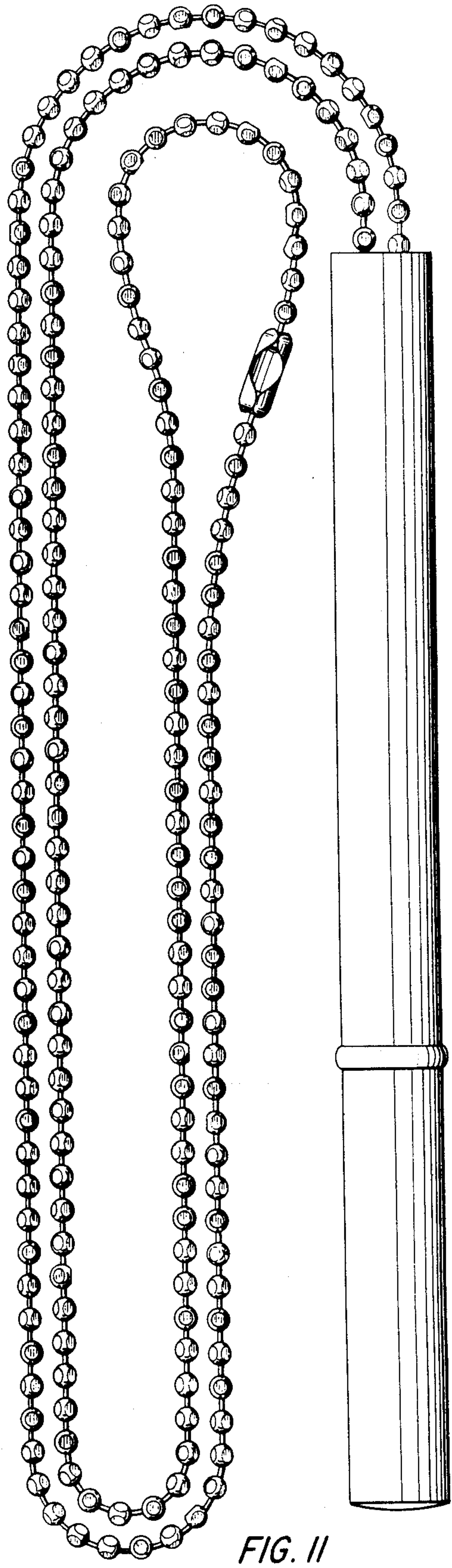


FIG. 11