

[54] AIR CIRCULATOR

[76] Inventors: Douglas B. Rusth, 1335 SW. 66th Ave., Apt. 404, Portland, Oreg. 97225; David A. Martin, 14025 SW. Bonnie Brae Ct., Beaverton, Oreg. 97005

[**] Term: 14 Years

[21] Appl. No.: 853,623

[22] Filed: Nov. 21, 1977

[51] Int. Cl. D23-04

[52] U.S. Cl. D23/151

[58] Field of Search D23/139-167; 98/33 R, 33 A, 40 N

[56] References Cited

U.S. PATENT DOCUMENTS

1,170,551	2/1916	Marty	98/29
2,528,650	11/1950	Graham	98/108 X
3,173,353	3/1965	Watkins	98/33 A

3,347,025	10/1967	Wiley	98/33 R
3,750,557	8/1973	Peill et al.	98/33 A
3,827,342	8/1974	Hughes	98/33 A
3,973,479	8/1976	Whiteley	98/33 A
4,053,732	10/1977	Carter	98/33 A X
4,064,203	12/1977	Cox	98/33 A X
4,136,606	1/1979	Wolbrink	98/33 A
4,152,973	5/1979	Peterson	98/33 A

FOREIGN PATENT DOCUMENTS

2275734	6/1974	France	98/33 A
2296818	12/1974	France	98/33 A

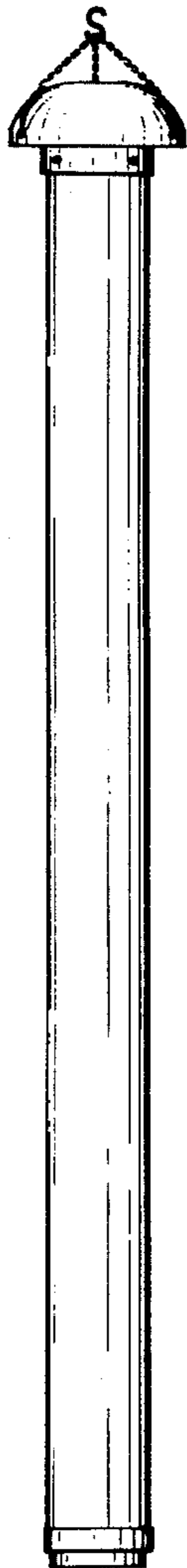
Primary Examiner—James R. Largen
Attorney, Agent, or Firm—James D. Givnan, Jr.

[57] CLAIM

The ornamental design for an air circulator, as shown.

DESCRIPTION

FIG. 1 is a side elevational view of an air circulator embodying our new design; FIG. 2 is a top plan view thereof; and FIG. 3 is a bottom plan view thereof.



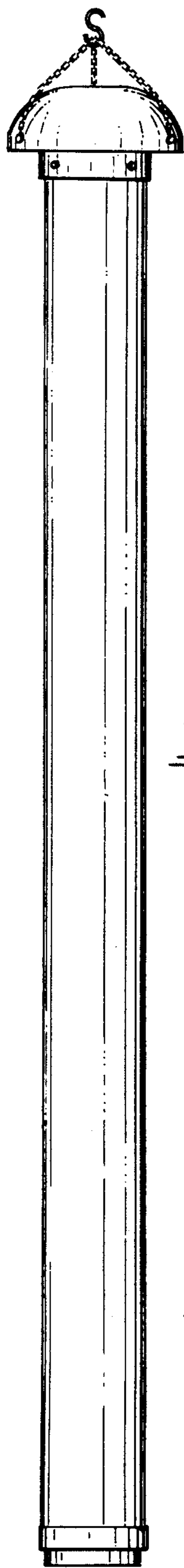


FIG. 1

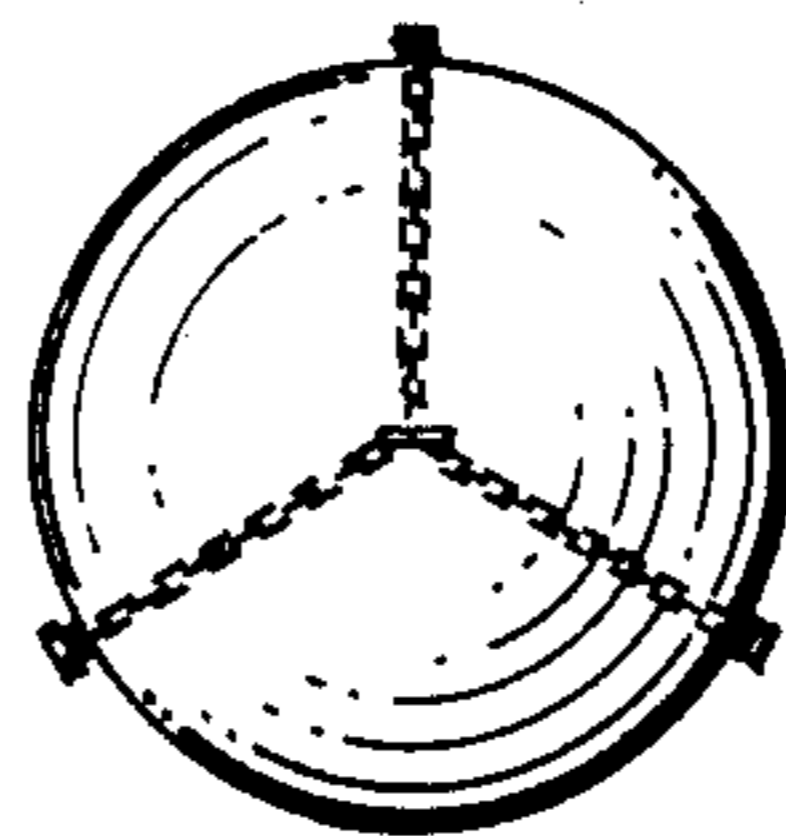


FIG. 2

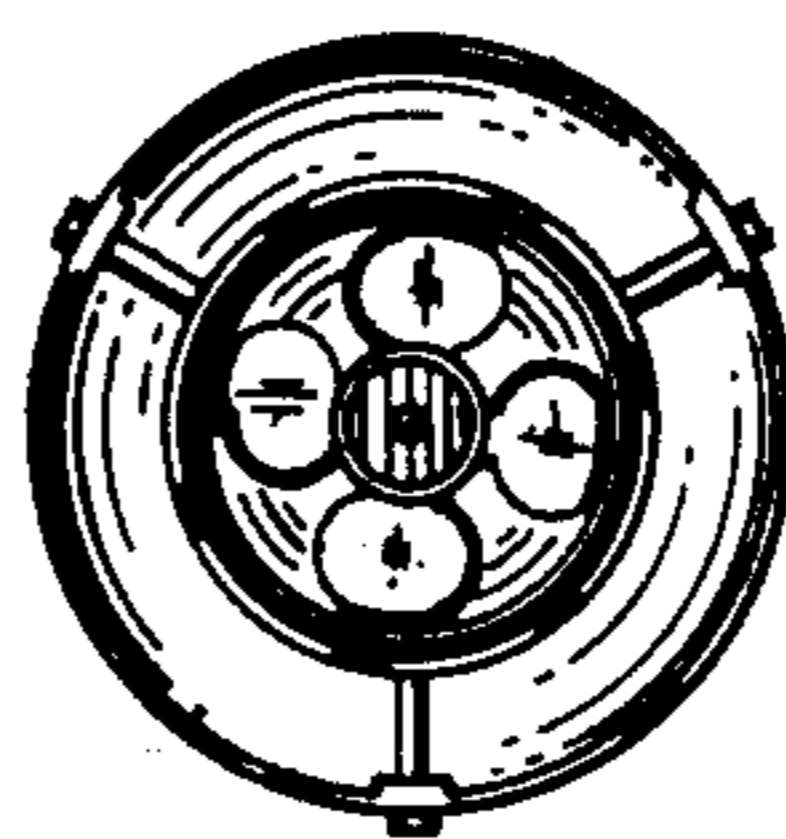


FIG. 3