

[54] COMBINED WRITING BOARD AND PAD HOLDER

| | | | |
|-----------|---------|---------------|----------|
| 1,702,787 | 2/1929 | Martland, Jr. | 281/42 |
| 3,954,287 | 5/1976 | Osteen | 281/15 R |
| 4,129,212 | 12/1978 | Hopkins | 281/15 R |

[75] Inventors: Eric R. Hayman, Maple Glen; John C. Hensel, Perkasi; Ingomar O. Koch, Warrington, all of Pa.

Primary Examiner—Joel Stearman
Assistant Examiner—George P. Word
Attorney, Agent, or Firm—Stanley B. Kita

[73] Assignee: Safeguard Business Systems, Inc., Fort Washington, Pa.

[57] CLAIM

[**] Term: 14 Years

The ornamental design for a combined writing board and pad holder, substantially as shown and described.

[21] Appl. No.: 900,062

DESCRIPTION

[22] Filed: Apr. 25, 1978

[51] Int. Cl. D19-02

FIG. 1 is a front elevational view of combined writing board and pad holder embodying our new design;

[52] U.S. Cl. D19/86; D19/88

FIG. 2 is a top plan view;

[58] Field of Search D19/20-22, D19/26, 27, 78, 86, 88; D3/56; 281/15 R, 42

FIG. 3 is a left end elevational view;

FIG. 4 is a bottom plan view;

FIG. 5 is a rear elevational view;

FIG. 6 is a right end elevational view;

FIG. 7 is a front elevational view of the combined writing board and pad holder in an open condition; and

FIG. 8 is a rear elevational view thereof.

[56] References Cited

U.S. PATENT DOCUMENTS

D. 245,458 8/1977 Hauss et al. D19/78

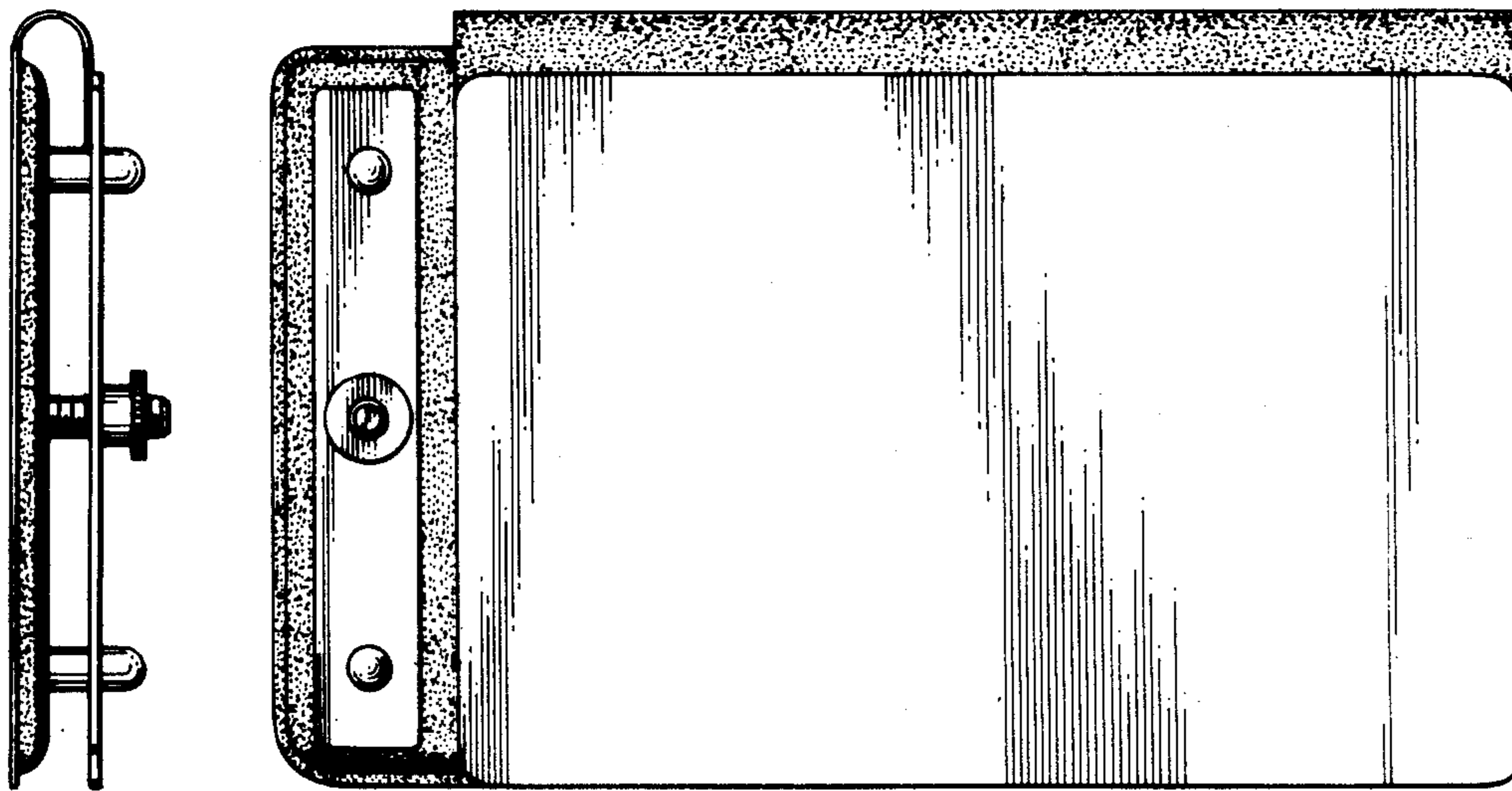


FIG. 2.




FIG. 3.

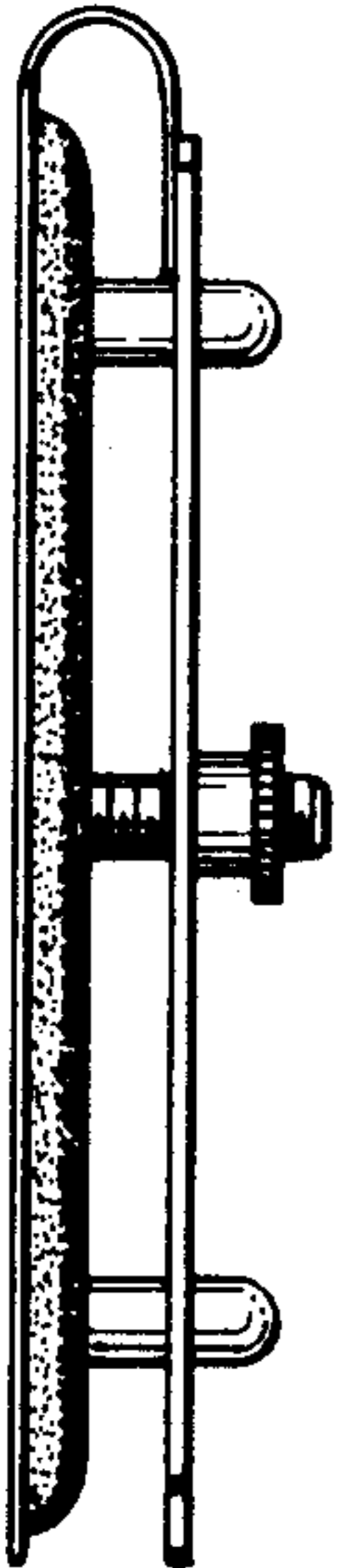


FIG. 1.

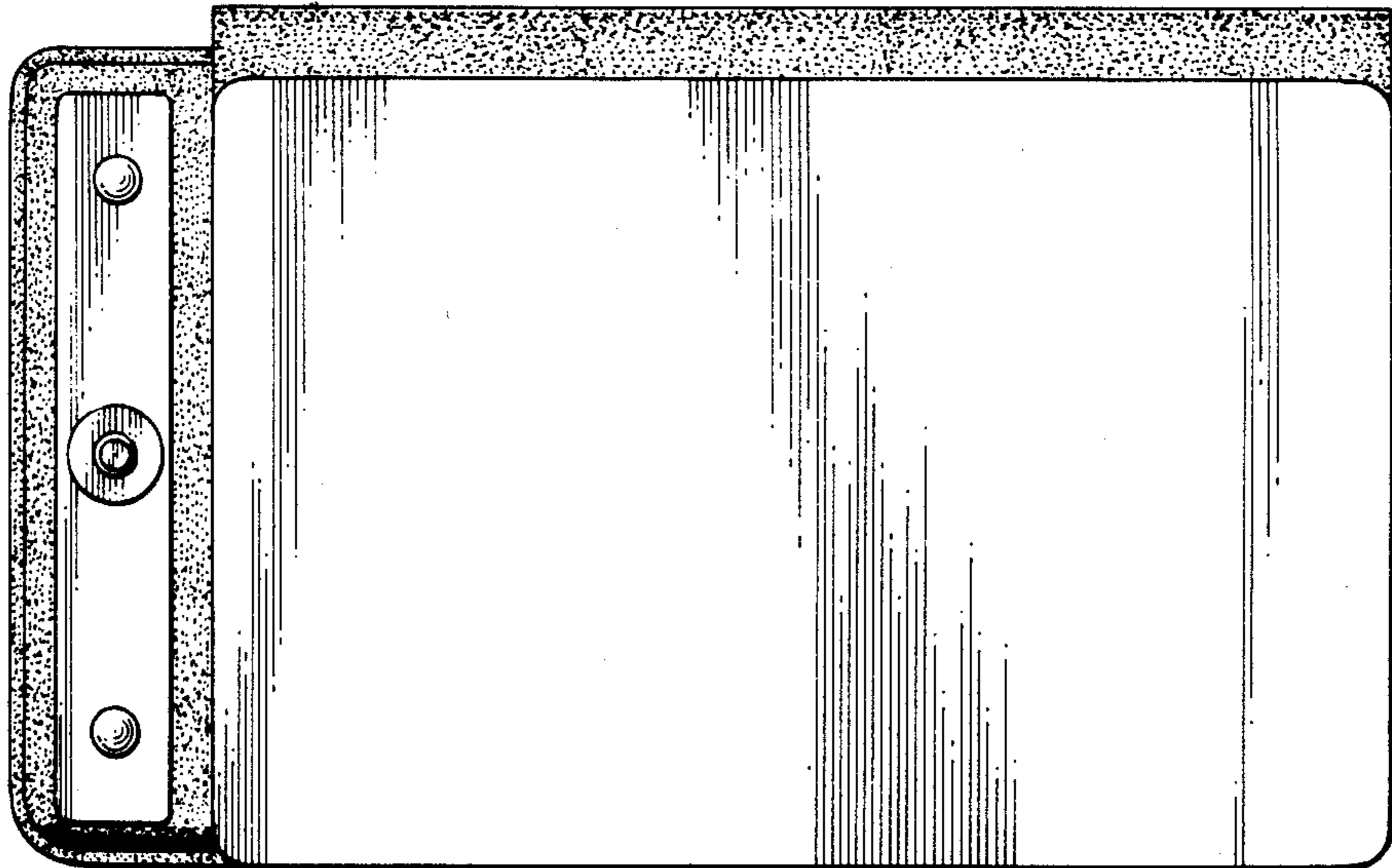


FIG. 4.




FIG. 6.

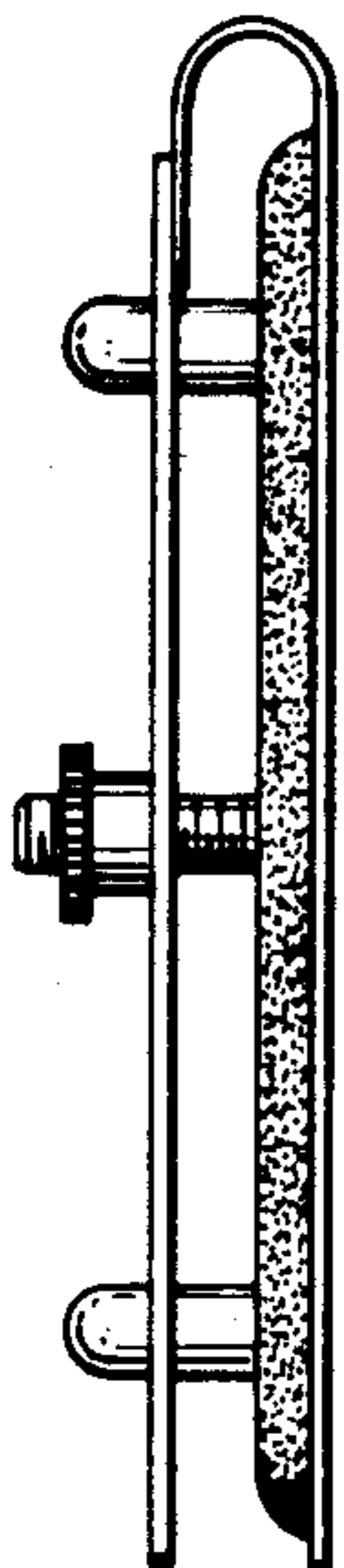


FIG. 5.




FIG. 8.




FIG. 7.

