

[54] COMBINED MINIATURE CAMERA AND HOLDING DEVICE FOR THE SAME

[75] Inventor: Heinz Waaske, Mascherode, Fed. Rep. of Germany

[73] Assignee: Rollei-Werke Franke & Heidecke, Brunswick, Fed. Rep. of Germany

[**] Term: 14 Years

[21] Appl. No.: 811,060

[22] Filed: Jun. 29, 1977

Related U.S. Application Data

[62] Division of Ser. No. 687,529, May 18, 1976, Pat. No. Des. 250,121.

[30] Foreign Application Priority Data

Dec. 12, 1975 [DE] Fed. Rep. of Germany MR 1070
Mar. 12, 1976 [DE] Fed. Rep. of Germany MR 1082

[51] Int. Cl. D16-01

[52] U.S. Cl. D16/06

[58] Field of Search D16/1, 2, 5, 6, 7, 8, D16/9, 10; 354/75, 83, 100, 126, 151, 152, 157, 170, 174, 202, 288, 293

[56] References Cited

U.S. PATENT DOCUMENTS

D. 228,681	10/1973	Swayze	D16/06
D. 236,916	9/1975	Wolfe	D16/10
3,938,170	2/1976	Winkler et al.	354/288
4,012,754	3/1977	Waaske	354/202 X

FOREIGN PATENT DOCUMENTS

2041522 2/1972 Fed. Rep. of Germany 354/293

Primary Examiner—Wallace R. Burke
Assistant Examiner—Catherine Kemper
Attorney, Agent, or Firm—Stonebraker, Shepard & Stephens

[57] CLAIM

The ornamental design for a combined miniature camera and holding device for the same, substantially as shown and described.

DESCRIPTION

FIG. 1 is a front elevational view of a combined miniature camera and holding device for the same, showing my new design;

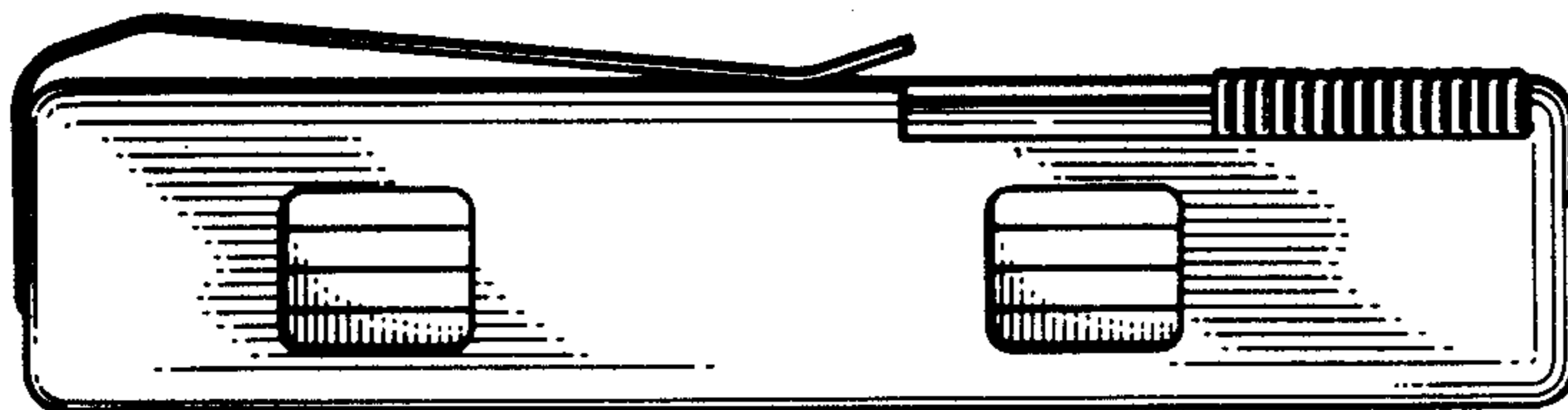
FIG. 2 is a bottom plan view thereof;

FIG. 3 is a rear elevational view thereof;

FIG. 4 is a right hand elevational view thereof;

FIG. 5 is a top plan view thereof; and

FIG. 6 is a left hand elevational view thereof.



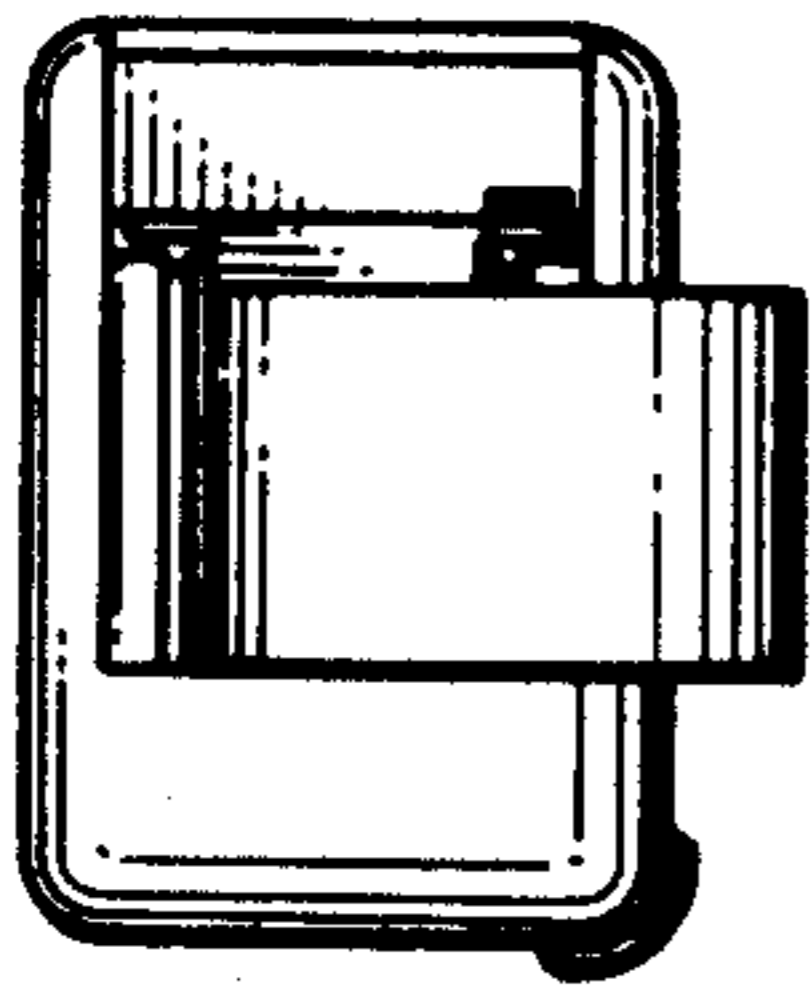


FIG. 4

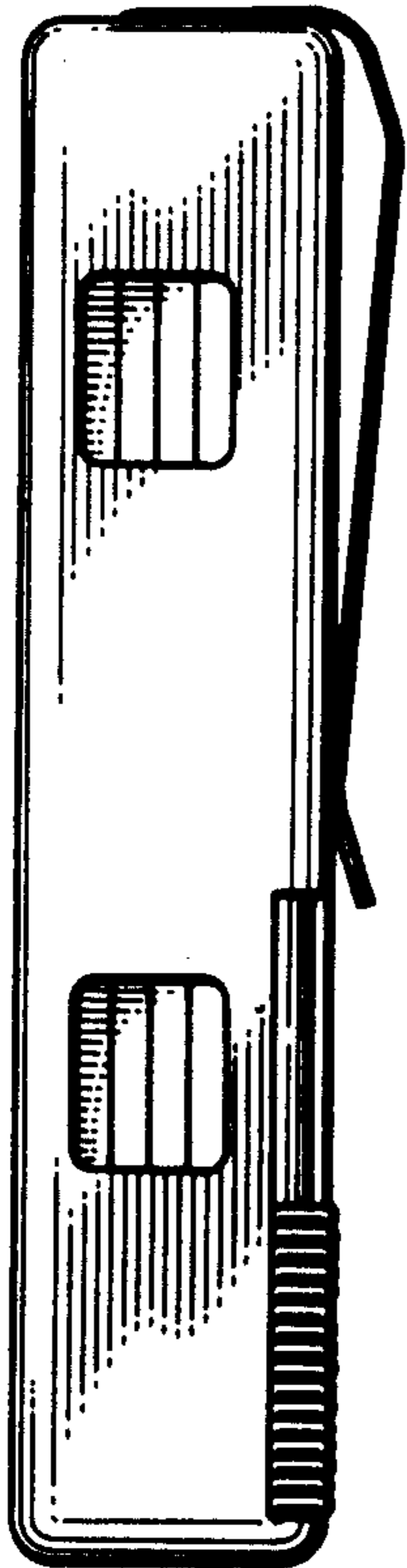


FIG. 1

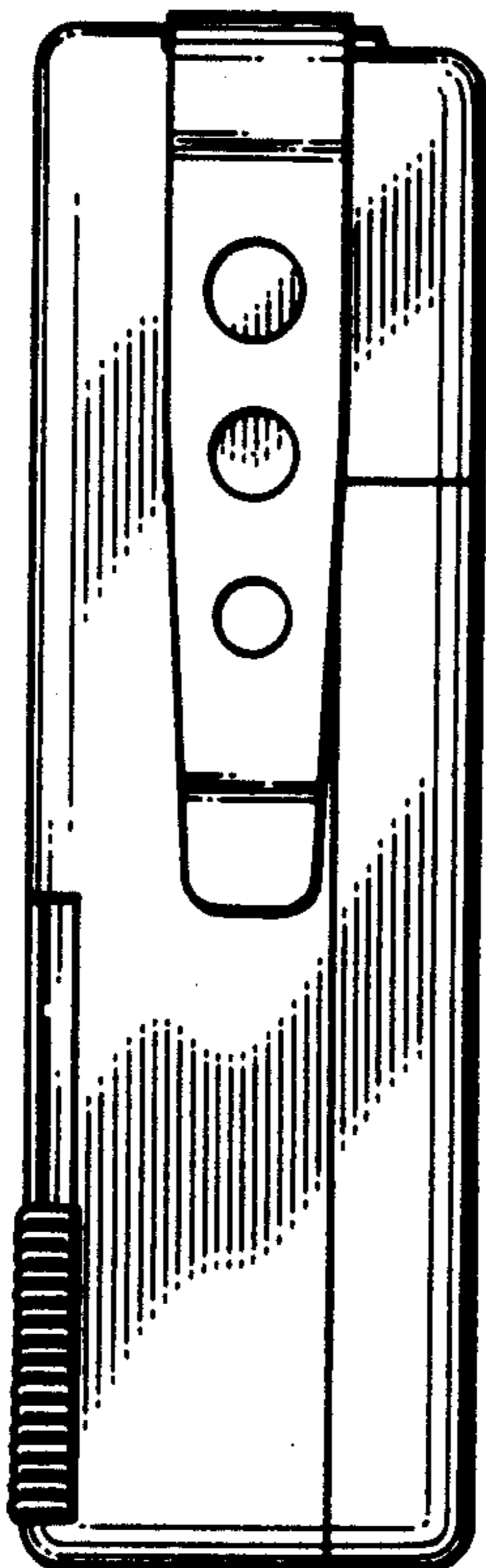


FIG. 2

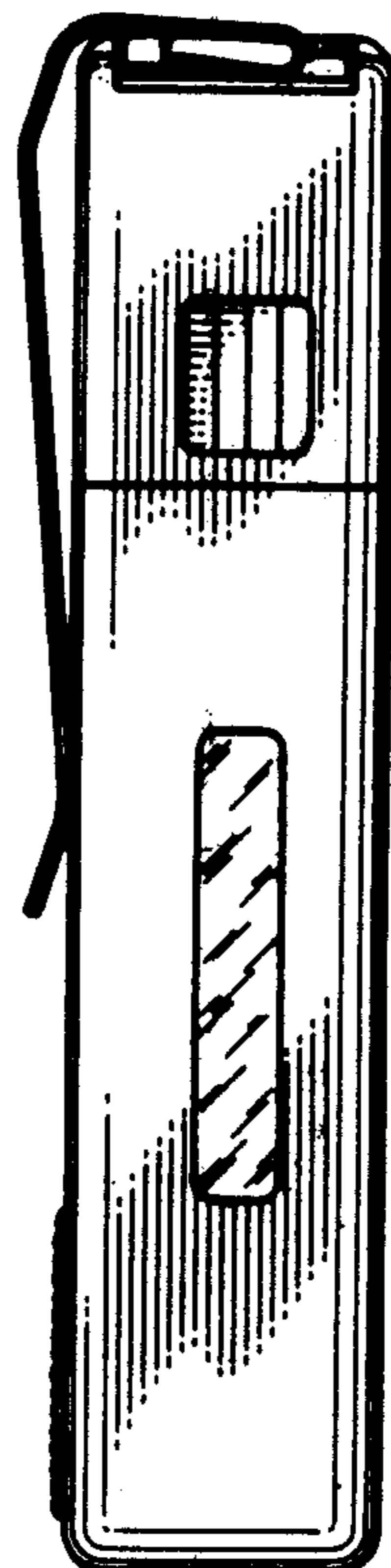


FIG. 3

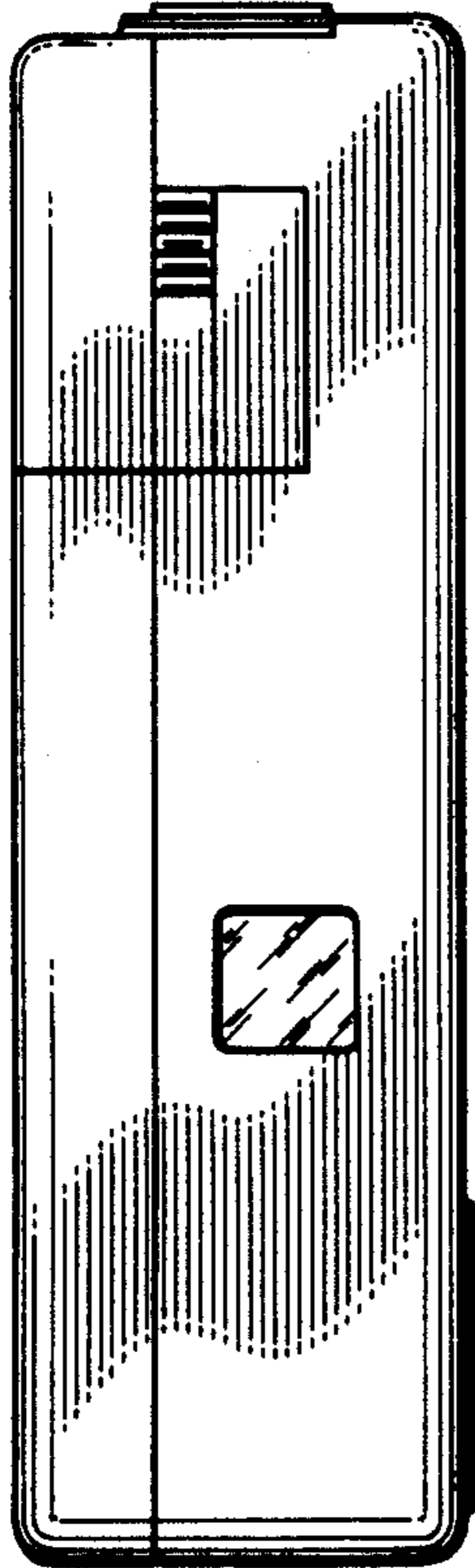


FIG. 5

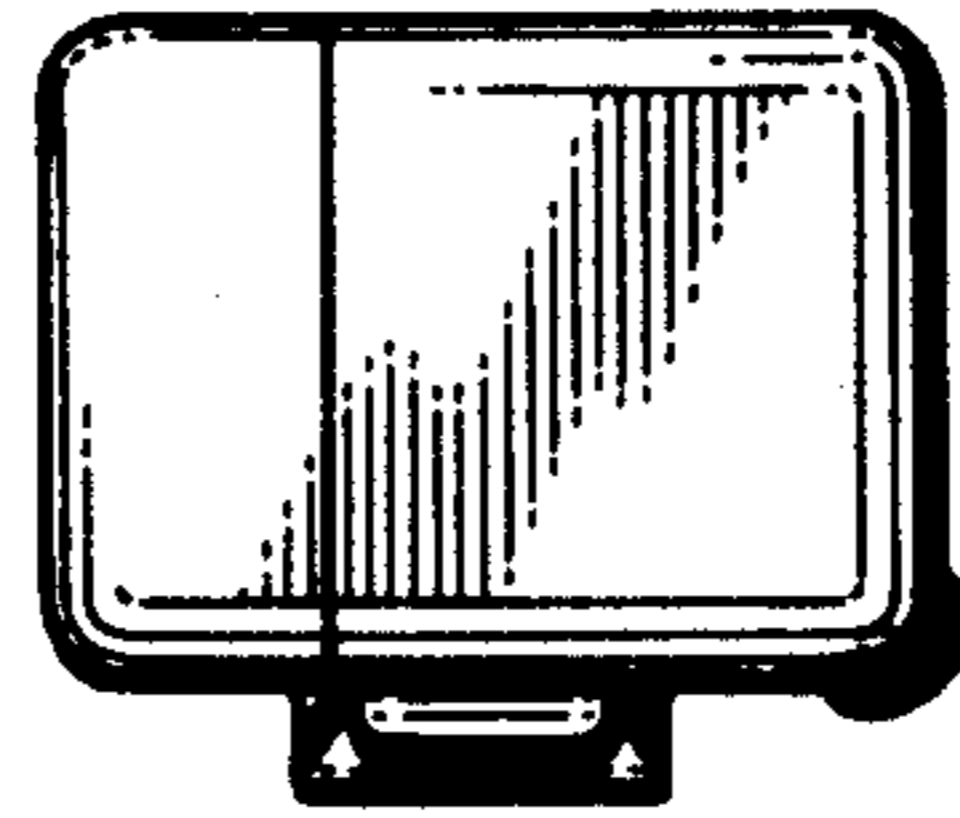


FIG. 6