

[54] **JEWELRY DISPLAY TRAY**

[75] Inventor: **Max Falk**, New York, N.Y.

[73] Assignee: **Max Falk Associates, Inc.**, New York, N.Y.

[\*\*] Term: **14 Years**

[21] Appl. No.: **822,223**

[22] Filed: **Aug. 5, 1977**

[51] Int. Cl. .... **D9—03**

[52] U.S. Cl. .... **D9/171**

[58] Field of Search ..... 206/518, 557-564, 206/566, 486, 45.14, 45.19; 229/30; D9/219, 242, 171, 184, 189; D7/71

[56] **References Cited**

**U.S. PATENT DOCUMENTS**

D. 232,159 7/1974 Benjamin ..... D9/171

2,672,980 3/1954 Halbach ..... 206/486 X

3,759,413 9/1973 Ardito ..... 206/45.19 X

4,006,818 2/1977 Wannyn ..... 206/564

4,016,972 4/1977 Szamborski ..... 206/45.14 X

*Primary Examiner*—Robert C. Spangler  
*Attorney, Agent, or Firm*—Curtis Ailes

[57] **CLAIM**

The ornamental design for a jewelry display tray, as shown.

**DESCRIPTION**

FIG. 1 is a top plan view of a jewelry display tray showing my new design;

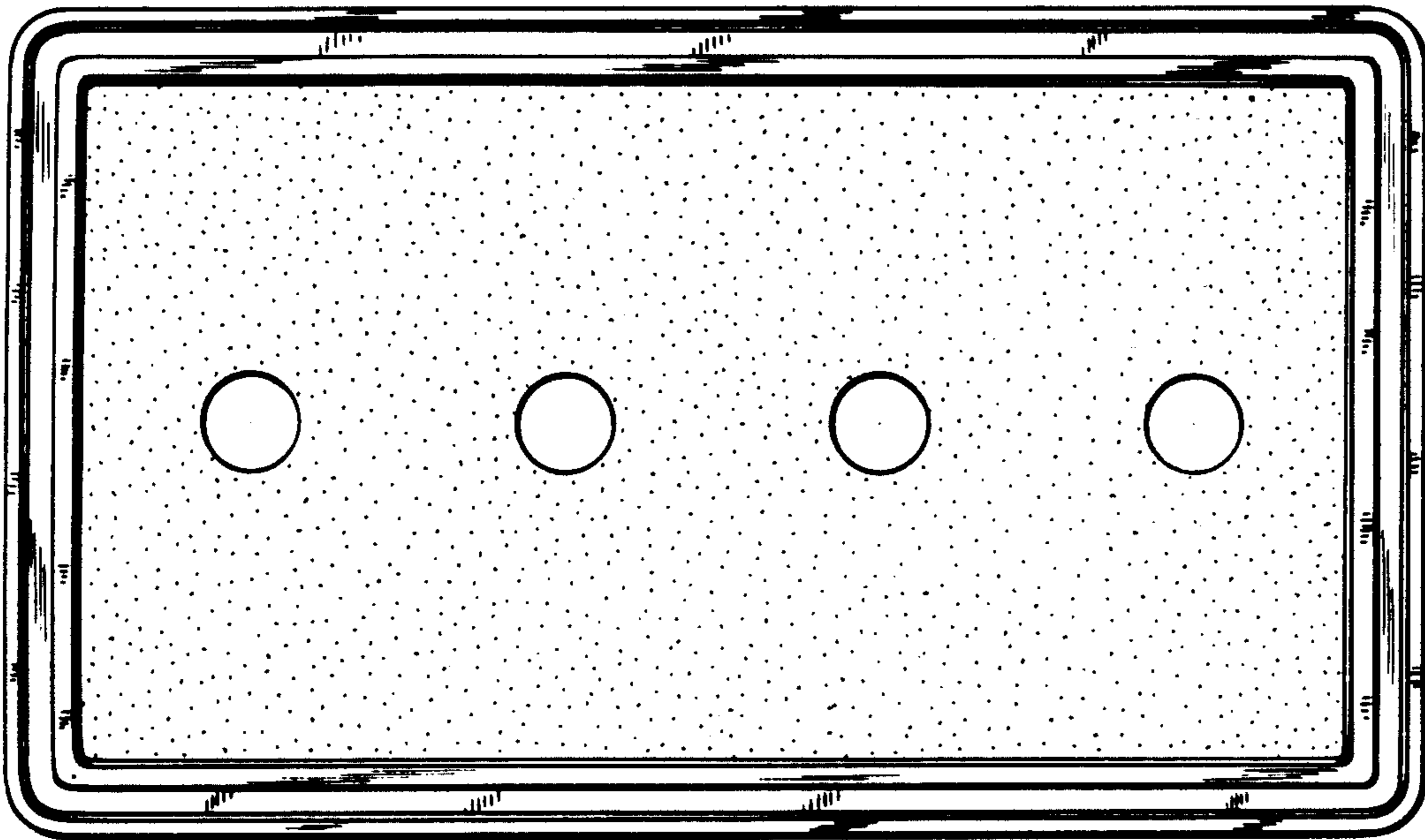
FIG. 2 is a front elevational view;

FIG. 3 is a side elevational view;

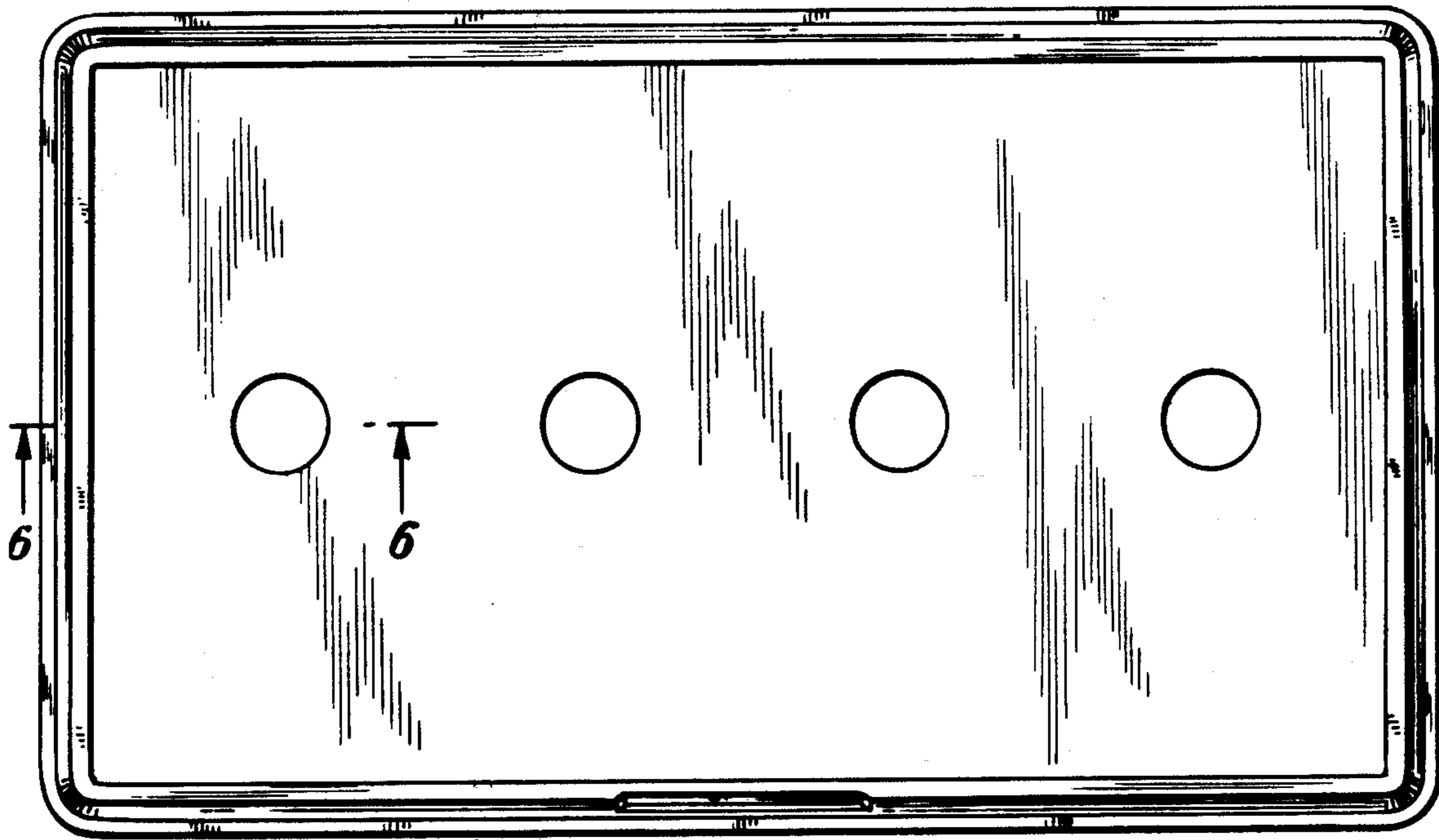
FIG. 4 is a rear elevational view;

FIG. 5 is a bottom plan view; and


FIG. 6 is a fragmentary, enlarged sectional view taken on the line 6—6 of FIG. 1.



*FIG. 1*



*FIG. 2*



*FIG. 3*




FIG. 4




FIG. 5

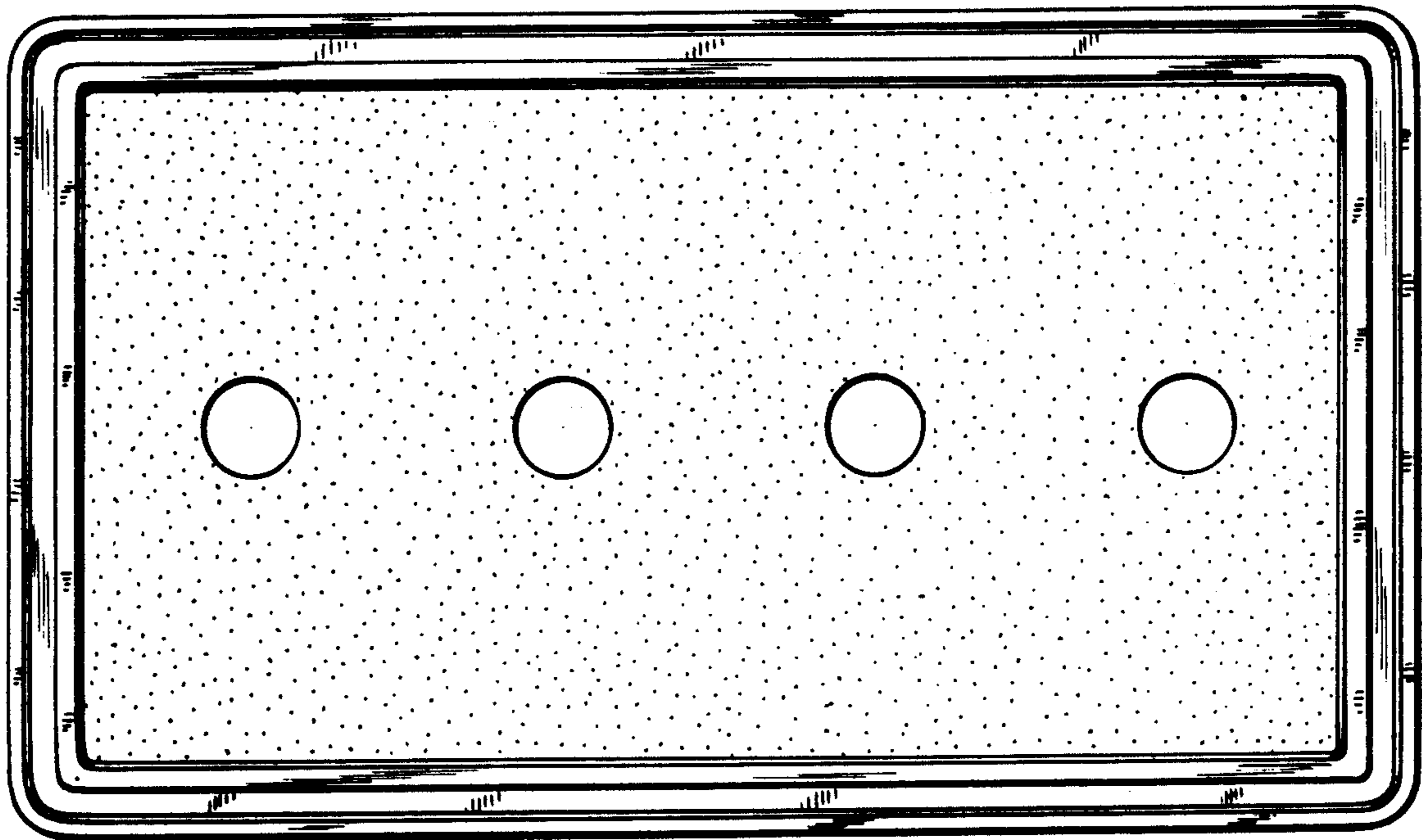


FIG. 6

