

[54] PRESSURE COOKER REGULATOR

[75] Inventors: Melvin H. Boldt, Glenview; Thurber H. Morrison, Evanston; James P. Stevens, Oak Park, all of Ill.

[73] Assignee: National Presto Industries, Inc., Eau Claire, Wis.

[**] Term: 14 Years

[21] Appl. No.: 895,283

[22] Filed: Apr. 10, 1978

Related U.S. Application Data

[63] Continuation-in-part of Ser. No. 838,768, Oct. 3, 1977.

[51] Int. Cl. D7-02; D10-04

[52] U.S. Cl. D7/129; D7/86; D7/132

[58] Field of Search D7/86, 129, 132; D8/310, 307, 300; 220/298; 99/403; 137/532; D21/51, 52; D10/94

[56] References Cited

U.S. PATENT DOCUMENTS

| | | | |
|------------|--------|-------------------|---------|
| 63,816 | 4/1867 | Shaffer | 137/532 |
| D. 136,263 | 8/1943 | Vischer, Jr. | D7/86 |
| D. 162,743 | 4/1951 | Lueneburg | D7/129 |
| D. 185,912 | 8/1959 | Hvale | D7/132 |
| D. 230,690 | 3/1974 | Aries | D7/95 |
| D. 240,612 | 7/1976 | Becker | D10/94 |

Primary Examiner—Winifred E. Herrmann
Attorney, Agent, or Firm—Paul A. Welter

[57] CLAIM

The ornamental design for a pressure cooker regulator, substantially as shown and described.

DESCRIPTION

FIG. 1 is a top plan view of a pressure cooker regulator showing our new design; FIG. 2 is a side elevational view thereof, the side opposite being identical thereto; FIG. 3 is an end elevational view thereof, the end opposite being identical thereto; and FIG. 4 is a bottom plan view thereof.

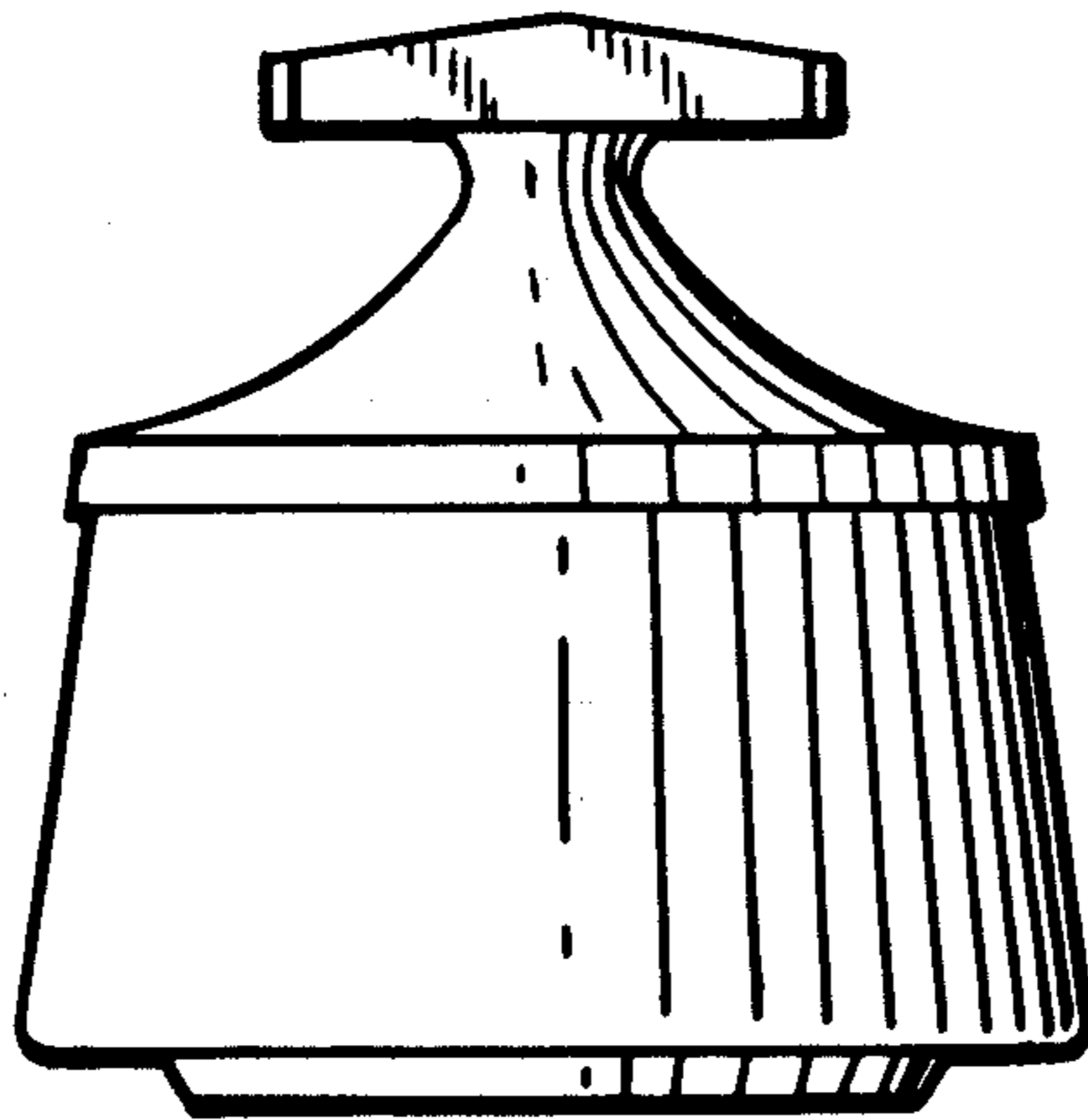


Fig. 1

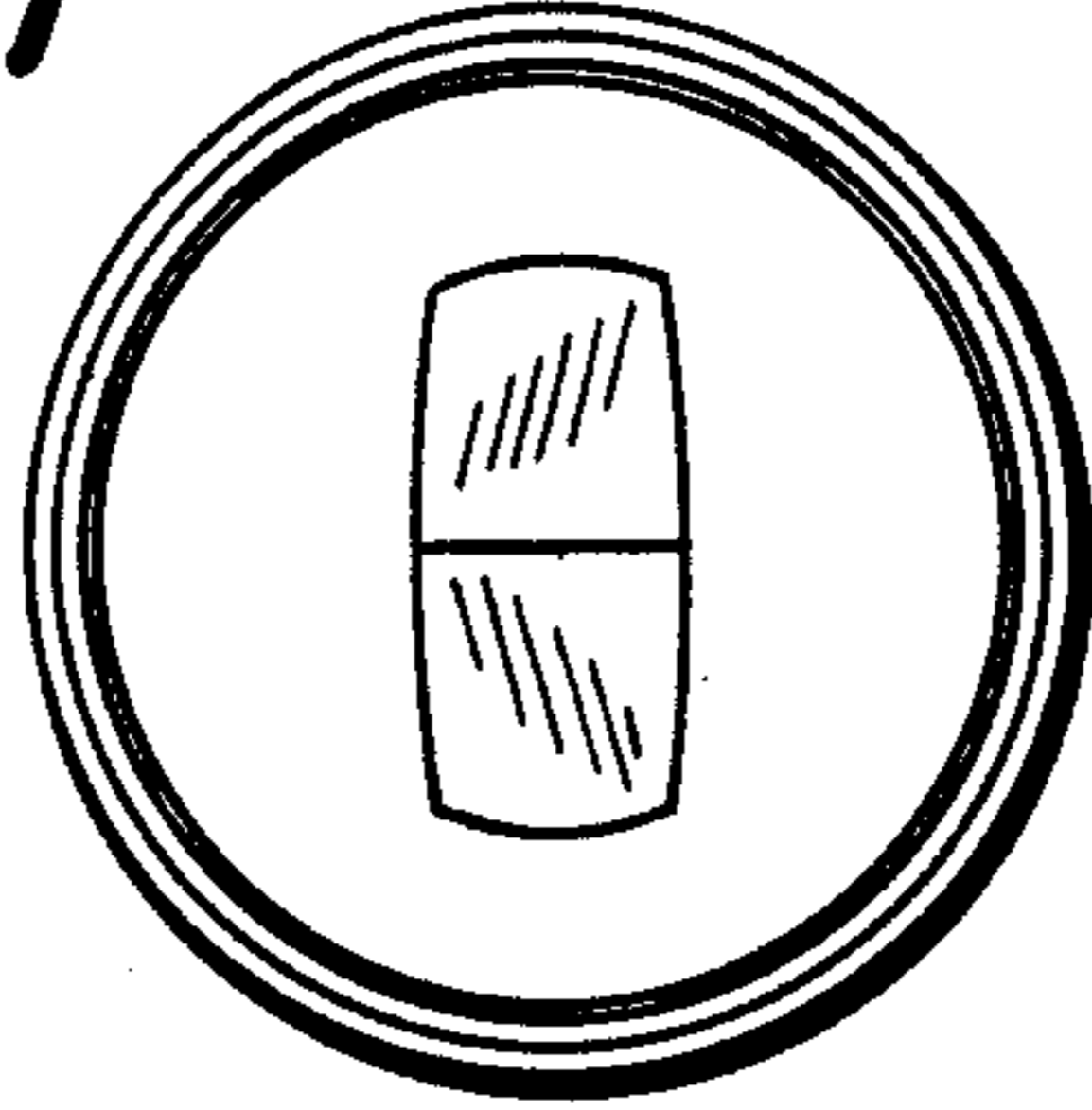


Fig. 2




Fig. 3




Fig. 4

