

[54] RADIO RECEIVER

[75] Inventors: Satoru Usami, Hirakata; Kikuo Ohta, Ikoma, both of Japan

[73] Assignee: Matsushita Electric Industrial Co., Ltd., Oaza-Kadoma, Japan

[**] Term: 14 Years

[21] Appl. No.: 841,854

[22] Filed: Oct. 13, 1977

[30] Foreign Application Priority Data

Apr. 18, 1977 [JP] Japan 52-14513

[51] Int. Cl. D14-03

[52] U.S. Cl. D14/68

[58] Field of Search D14/1, 2, 6, 68, 70-72, D14/75, 76, 99

[56] References Cited

U.S. PATENT DOCUMENTS

D. 212,189	9/1968	Dietrich	D14/2
D. 225,236	11/1972	Friedrich	D14/6
D. 228,470	9/1973	Makino	D14/75
D. 239,466	4/1976	Jeda et al.	D14/68

OTHER PUBLICATIONS

Retailing Home Furnishings, 1-10-77, GE Supplement, front cover, "Micro II Cassette Recorder (3-5330)".

Primary Examiner—Joel Stearman

Assistant Examiner—Jane E. Corrigan

Attorney, Agent, or Firm—Sughrue, Rothwell, Mion, Zinn and Macpeak

[57] CLAIM

The ornamental design for a radio receiver, as shown.

DESCRIPTION

FIG. 1 is a front, top and right side perspective view of a radio receiver showing our new design;

FIG. 2 is a rear, bottom and left side perspective view thereof;

FIG. 3 is a top plan view thereof; and

FIG. 4 is a right side view thereof.




Fig. 1

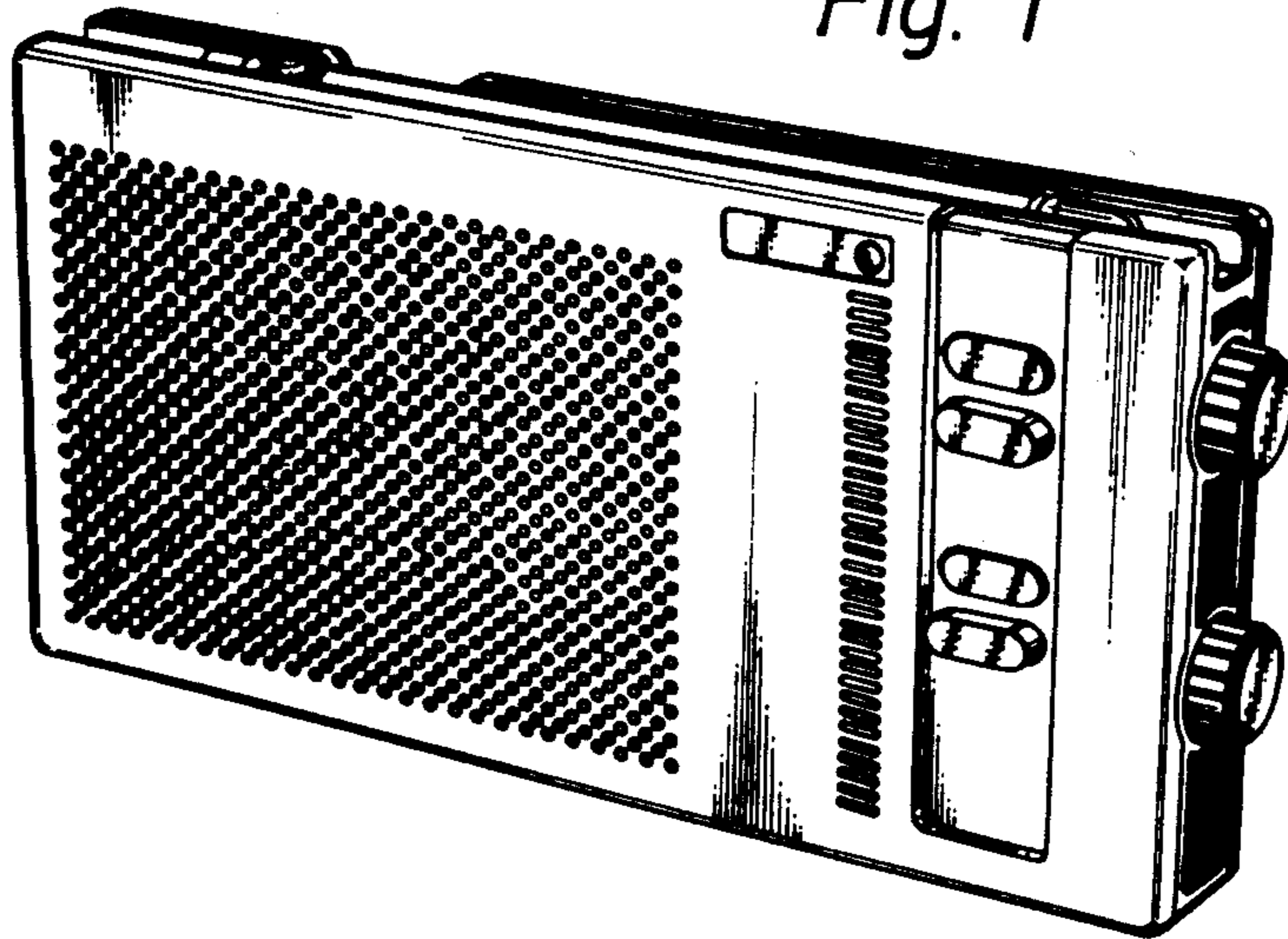


Fig. 2

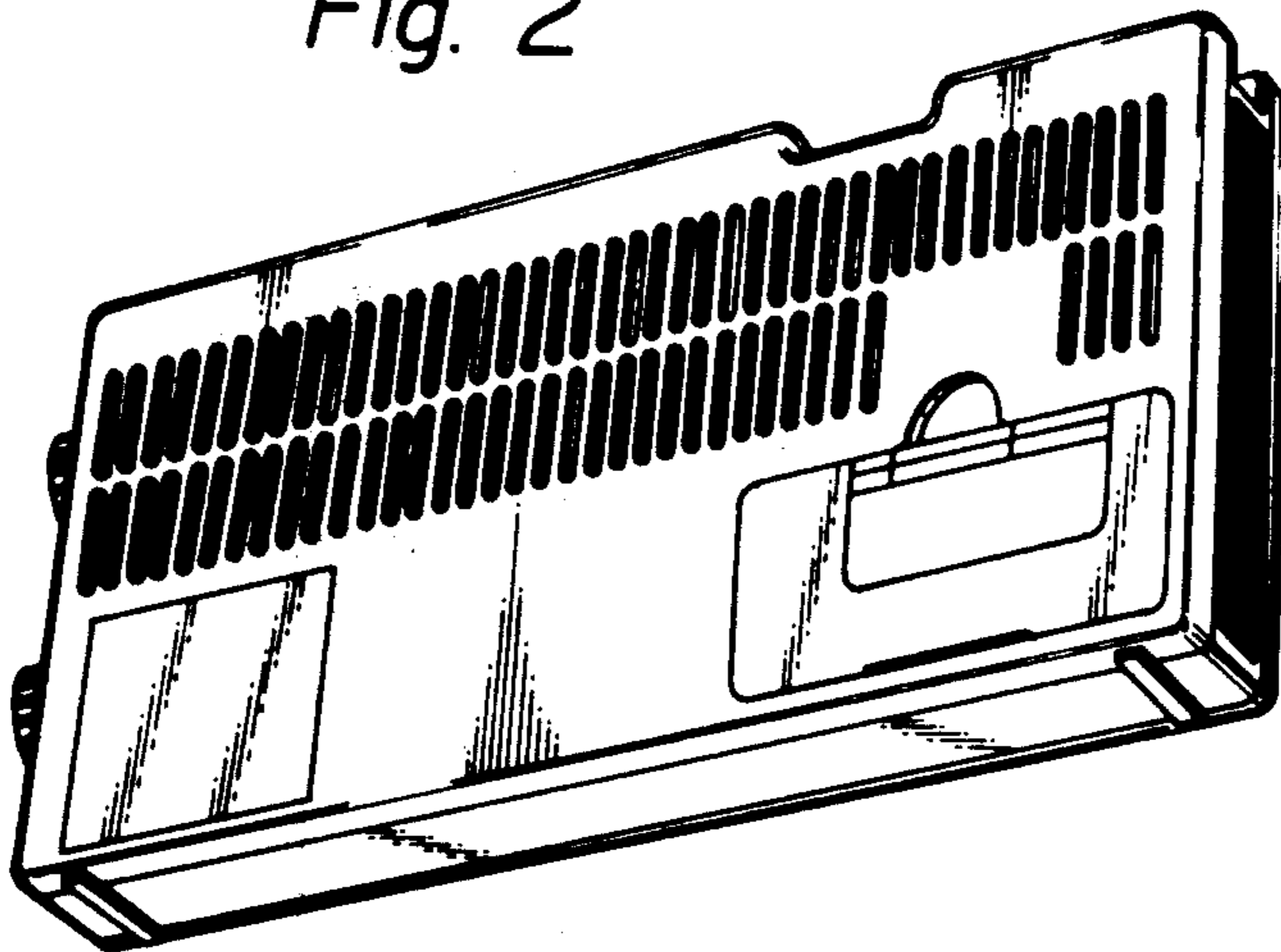


Fig. 3




Fig. 4

