

[54] ELECTRONIC BUZZER OR SIMILAR ARTICLE

[75] Inventor: Yoshio Mitumori, Shizuoka, Japan

[73] Assignee: Star Seimitsu Kabushiki Kaisha, Shizuoka, Japan

[\*\*] Term: 14 Years

[21] Appl. No.: 866,949

[22] Filed: Jan. 4, 1978

[51] Int. Cl. .... D10-06

[52] U.S. Cl. .... D10/116

[58] Field of Search ..... D10/116, 121; 340/384 R, 384 E, 388, 391, 392, 396, 400, 402, 404, 405; 116/141, 147, 137, 142, 152

[56] References Cited

U.S. PATENT DOCUMENTS

3,760,411 9/1973 Youhanaian ..... 340/388  
3,887,914 6/1975 Sato et al. .... 340/384 R

Primary Examiner—Susan J. Lucas  
Attorney, Agent, or Firm—Holman & Stern

[57] CLAIM

The ornamental design for an electronic buzzer or similar article, as shown and described.

DESCRIPTION

FIG. 1 is a perspective view of an electronic buzzer or similar article showing my new design; FIG. 2 is a top plan view thereof; FIG. 3 is a front view thereof; FIG. 4 is a left side view thereof; FIG. 5 is a right side view thereof; FIG. 6 is a rear view thereof; and FIG. 7 is an underneath plan view thereof.

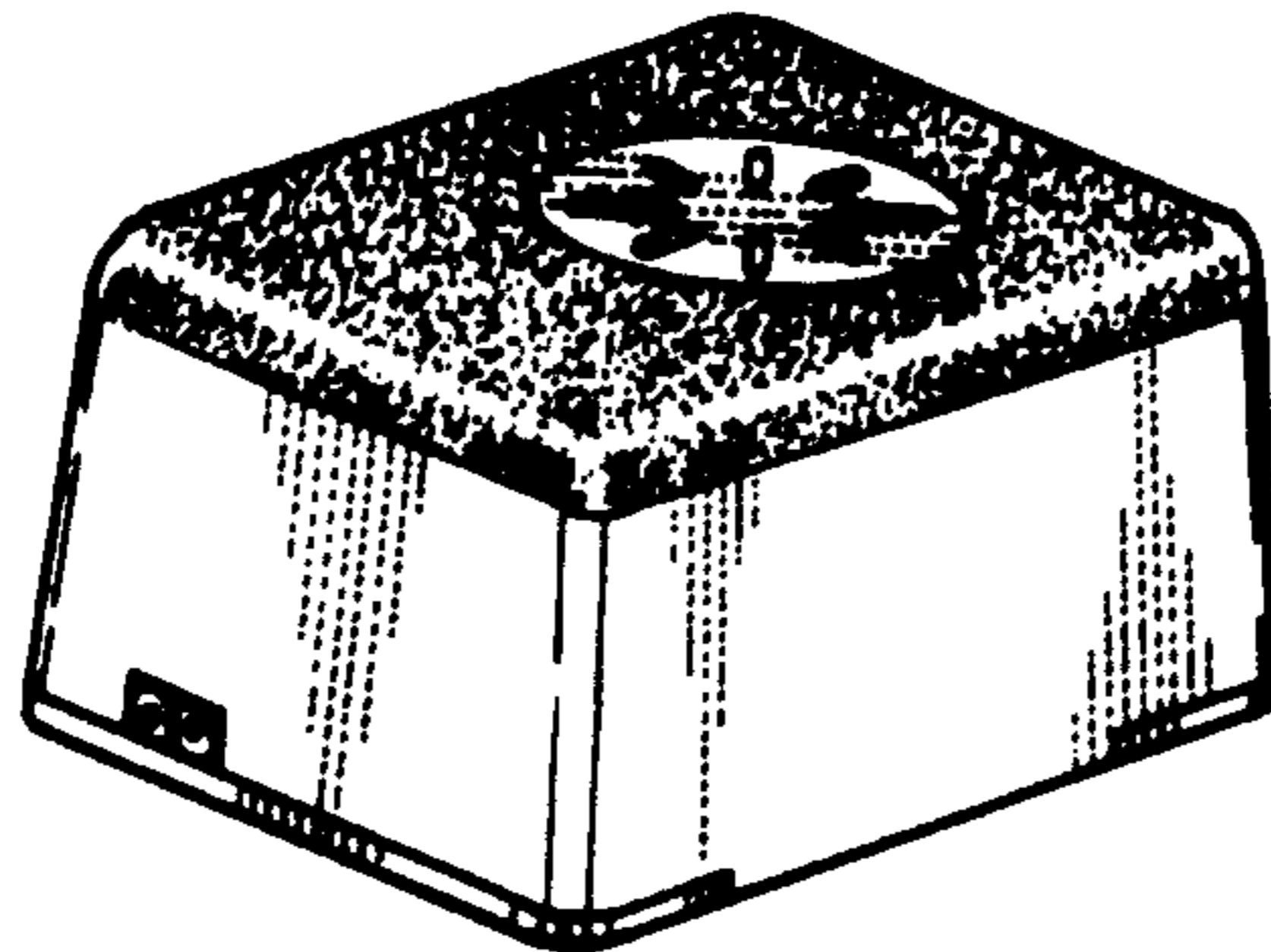


FIG. 1

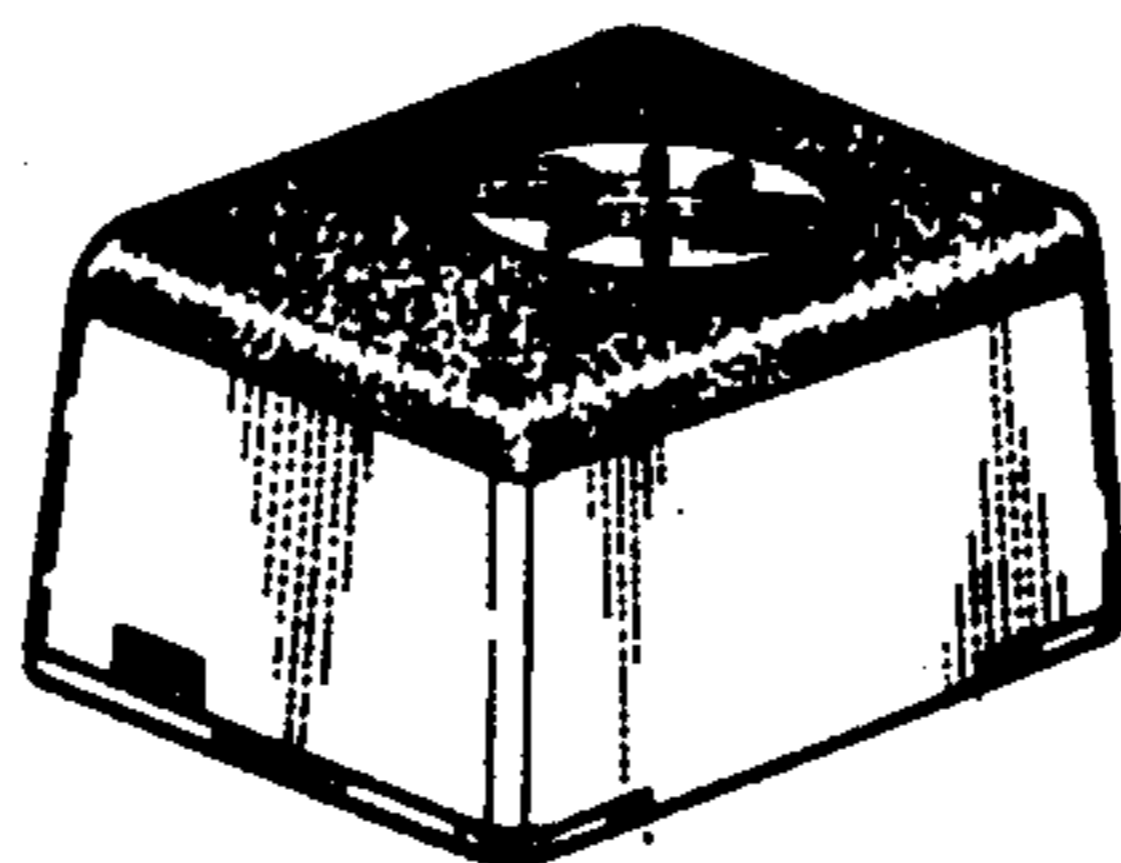


FIG. 2




FIG. 4



FIG. 3




FIG. 5



FIG. 7

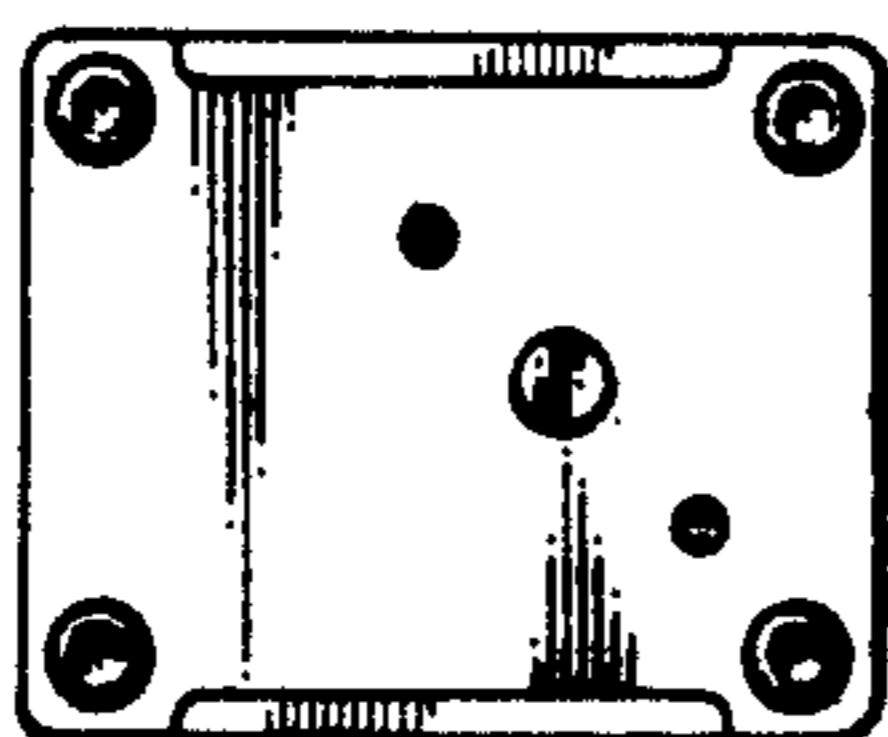


FIG. 6

