

[54] DISPLAY RACK FOR CLAMPS

[56]

References Cited

[75] Inventor: William M. Blaiklock, Dundas, Canada

U.S. PATENT DOCUMENTS

D. 236,866 9/1975 Barry D6/114
D. 242,831 12/1976 Frieden D6/114

[73] Assignee: Tridon Limited, Burlington, Canada

Primary Examiner—Wallace R. Burke
Assistant Examiner—B. J. Bullock
Attorney, Agent, or Firm—Hirons, Rogers & Scott

[**] Term: 14 Years

[57]

CLAIM

[21] Appl. No.: 832,213

The ornamental design for a display rack for clamps, as shown.

[22] Filed: Sep. 12, 1977

DESCRIPTION

[30] Foreign Application Priority Data

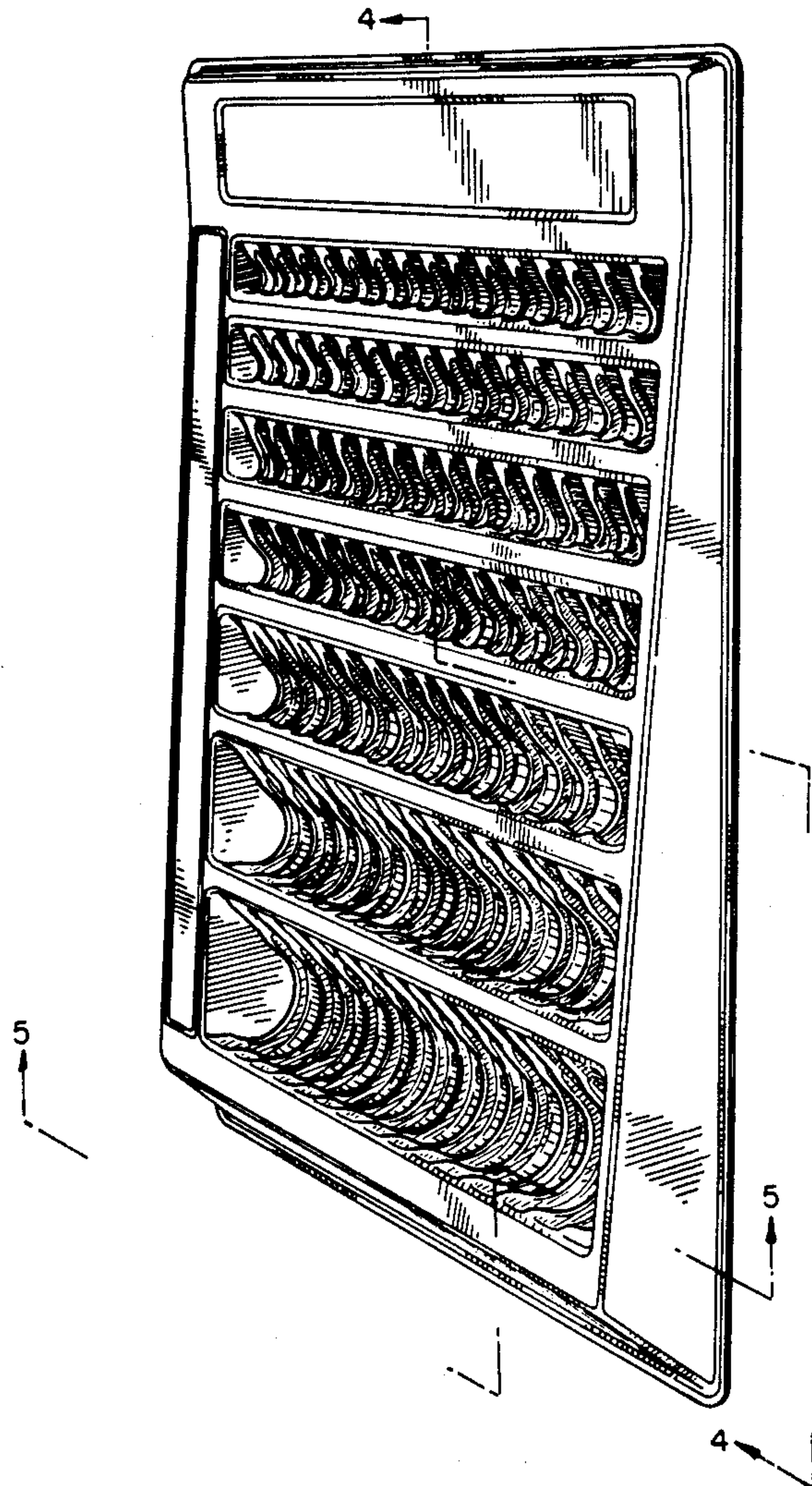
FIG. 1 is a front perspective view of a display rack for clamps showing my new design;
FIG. 2 is a rear perspective view thereof;
FIG. 3 is a bottom plan view thereof.
FIG. 4 is a partial sectional view taken in the direction of the arrows on line 4—4 of FIG. 1;
FIG. 5 is a partial sectional view taken in the direction of the arrows on line 5—5 of FIG. 1.

Jun. 22, 1977 [CA] Canada 2206776

[51] Int. Cl. D20—02

[52] U.S. Cl. D6/114; D6/188

[58] Field of Search D6/85, 114, 130, 157, D6/186, 188; 211/13, 27, 40, 44—46, 49 S, 50, 60 R, 60 A, 62, 87, 88



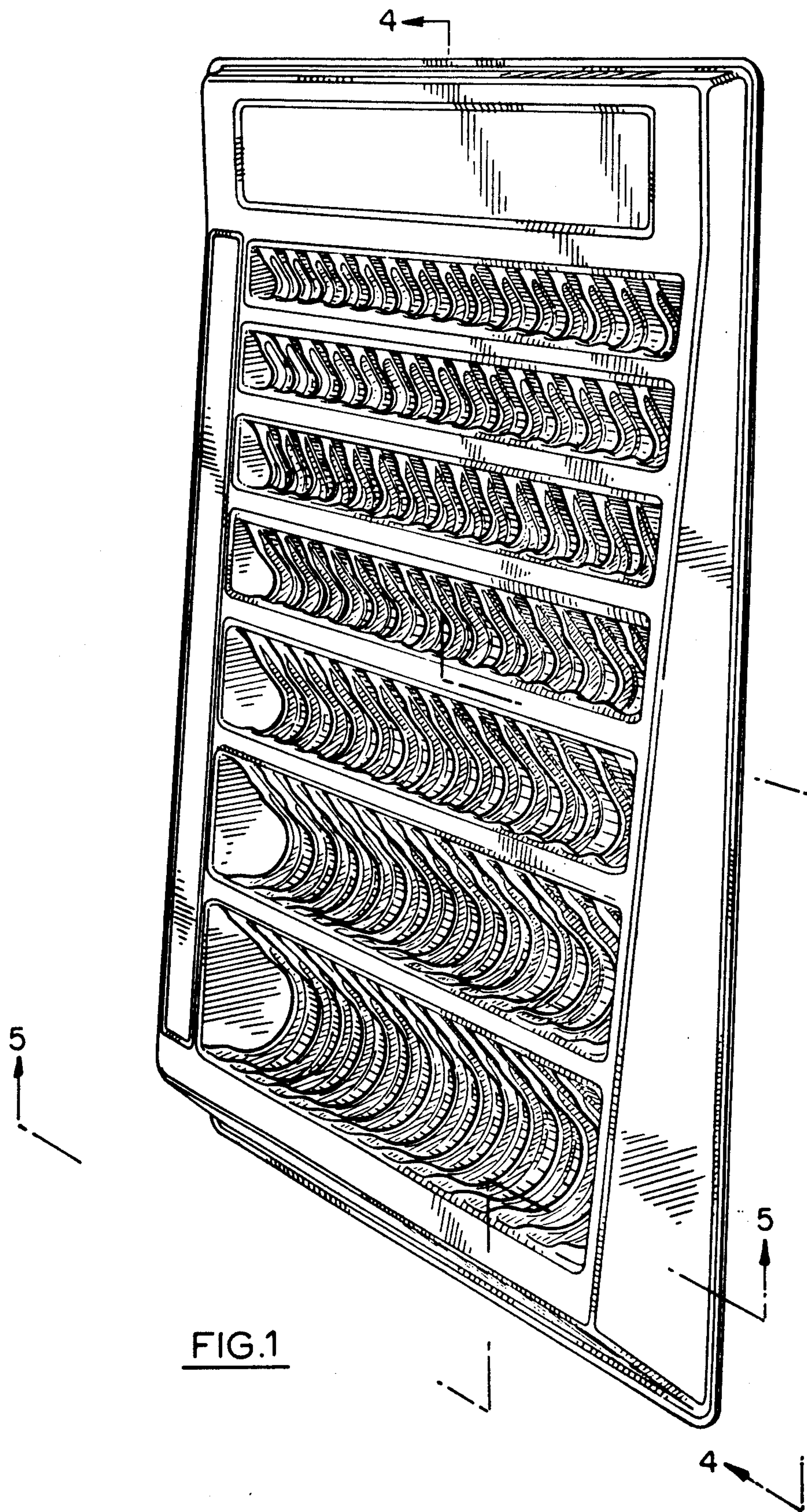


FIG. 1

FIG. 2

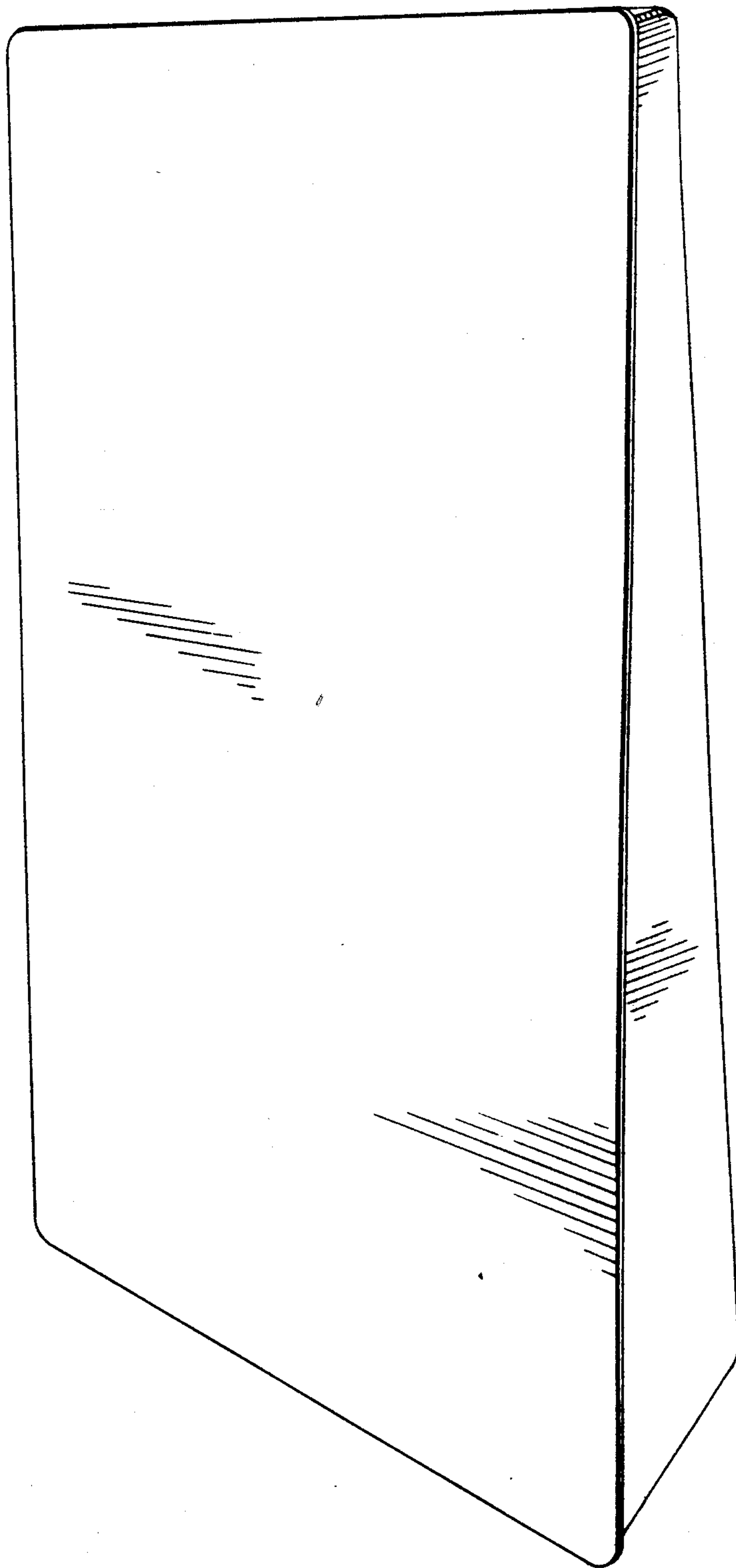



FIG. 3






FIG. 4




FIG. 5