

[54] LIGHT DIFFUSER FOR LUMINAIRE AS SHOWN AND DESCRIBED

[75] Inventors: Theodor G. Yahraus; Russell C. Dahl, both of Crawfordsville, Ind.

[73] Assignee: National Service Industries, Inc., Atlanta, Ga.

[**] Term: 14 Years

[21] Appl. No.: 857,273

[22] Filed: Dec. 2, 1977

[51] Int. Cl. D26-05

[52] U.S. Cl. D26/123

[58] Field of Search D48/23 A, 23 R, 16 C, D48/16 D; 362/362, 363, 335, 336, 337, 338, 339, 340, 341, 346, 347, 348, 350, 355, 356, 361

[56] References Cited

U.S. PATENT DOCUMENTS

D. 116,943	10/1939	Cleary	D48/16 D
D. 229,090	11/1973	Anderson	D48/23 R
3,766,375	10/1973	Edman	D48/23 R X

Primary Examiner—Susan J. Lucas

Attorney, Agent, or Firm—Vincent L. Barker, Jr.

[57] CLAIM

An ornamental design for a light diffuser for a luminaire, as shown and described.

DESCRIPTION

FIG. 1 is a bottom plan view of a light diffuser for a luminaire showing our new design;

FIG. 2 is a top plan view thereof;

FIG. 3 is a side elevational view thereof;

FIG. 4 is an enlarged fragmentary cross sectional view through a luminaire light diffuser as taken along line 4—4 of FIG. 1;

FIG. 5 is a greatly enlarged fragmentary cross sectional view through a luminaire light diffuser taken along line 5—5 of FIG. 4;

FIG. 6 is a greatly enlarged fragmentary cross sectional view of a luminaire light diffuser taken along line 6—6 of FIG. 4;

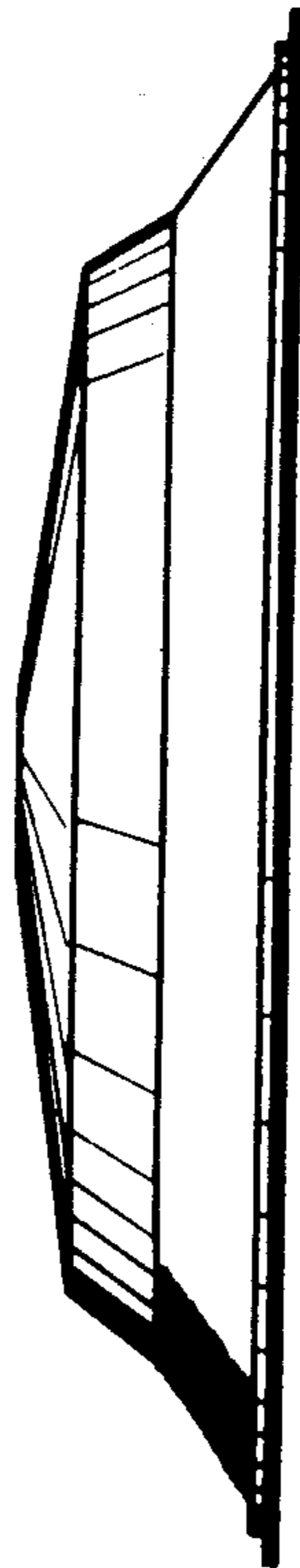
FIG. 7 is a greatly enlarged fragmentary cross sectional view of a luminaire light diffuser taken along line 7—7 of FIG. 4;

FIG. 8 is a greatly enlarged fragmentary cross sectional view of a luminaire light diffuser taken along line 8—8 of FIG. 4;

FIG. 9 is a greatly enlarged fragmentary cross sectional view of a luminaire light diffuser taken along line 9—9 of FIG. 8; and

FIG. 10 is a greatly enlarged view of a portion of the faceting on the bottom or exterior surface of the diffuser skirt.

The faceting on the diffuser is partially shown in FIGS. 1, 2 and 3 for convenience of illustration, it being understood that the faceting is continuous around the areas on which it is partially shown.



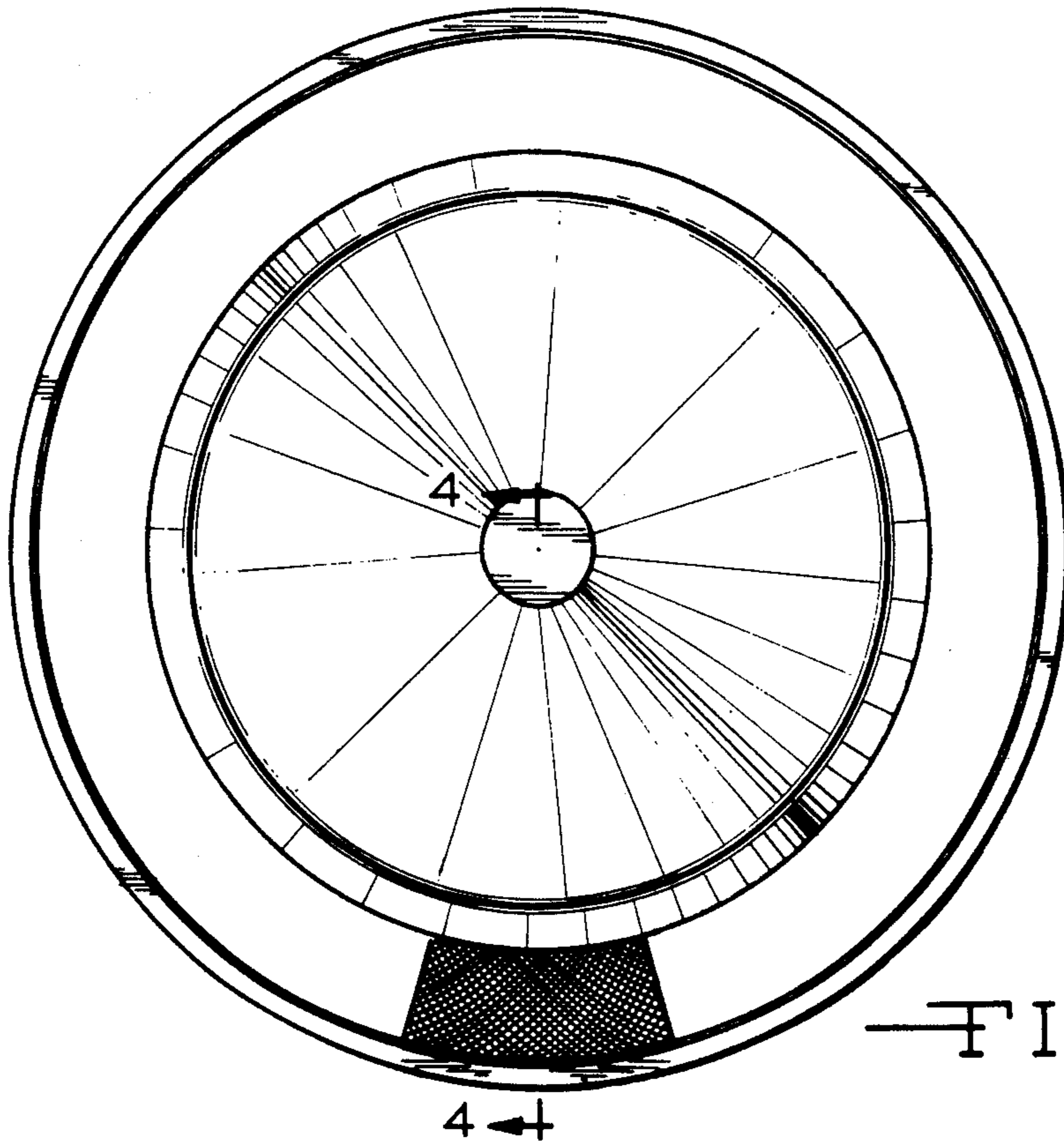


FIG. 1

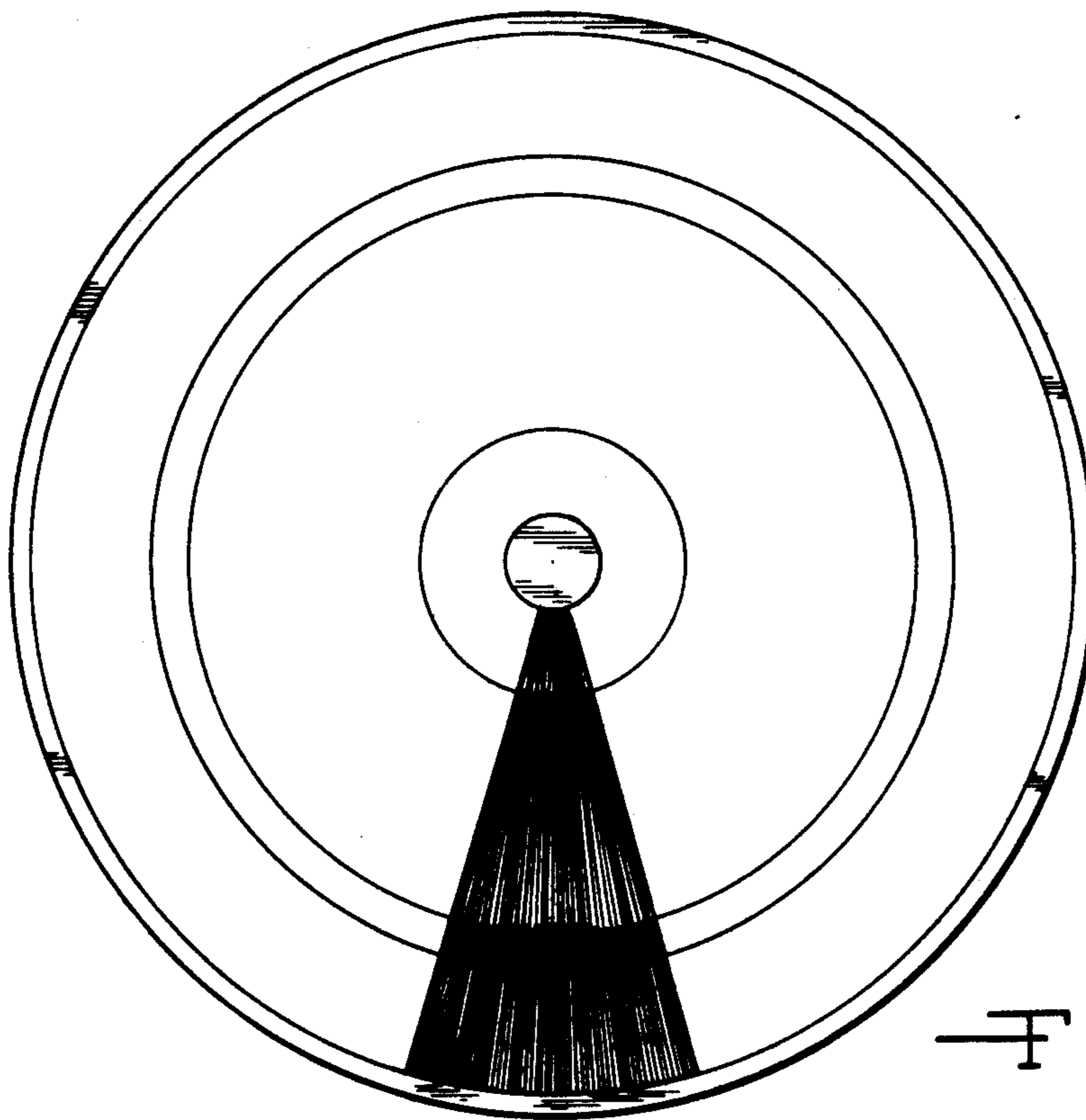


FIG. 2

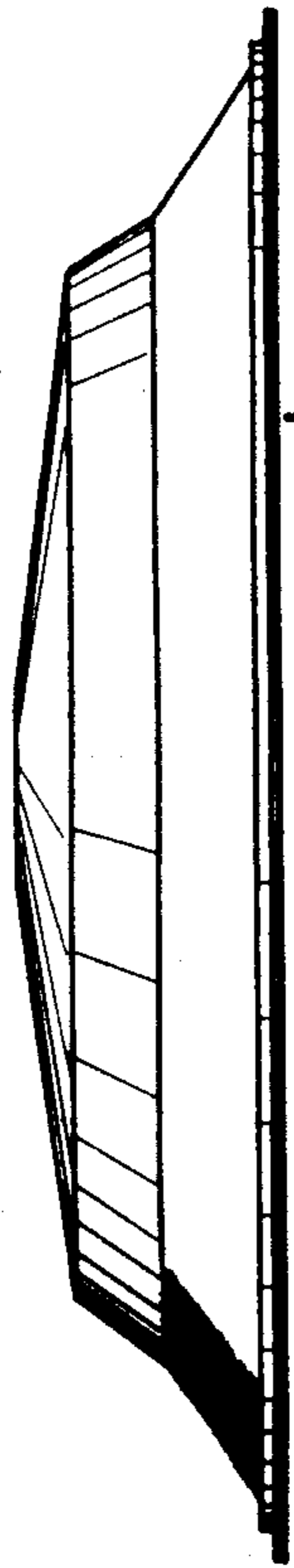


FIG. 3

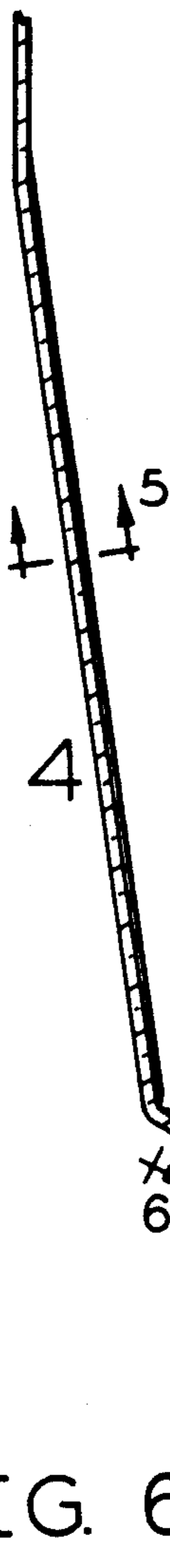


FIG. 4




FIG. 8



FIG. 5

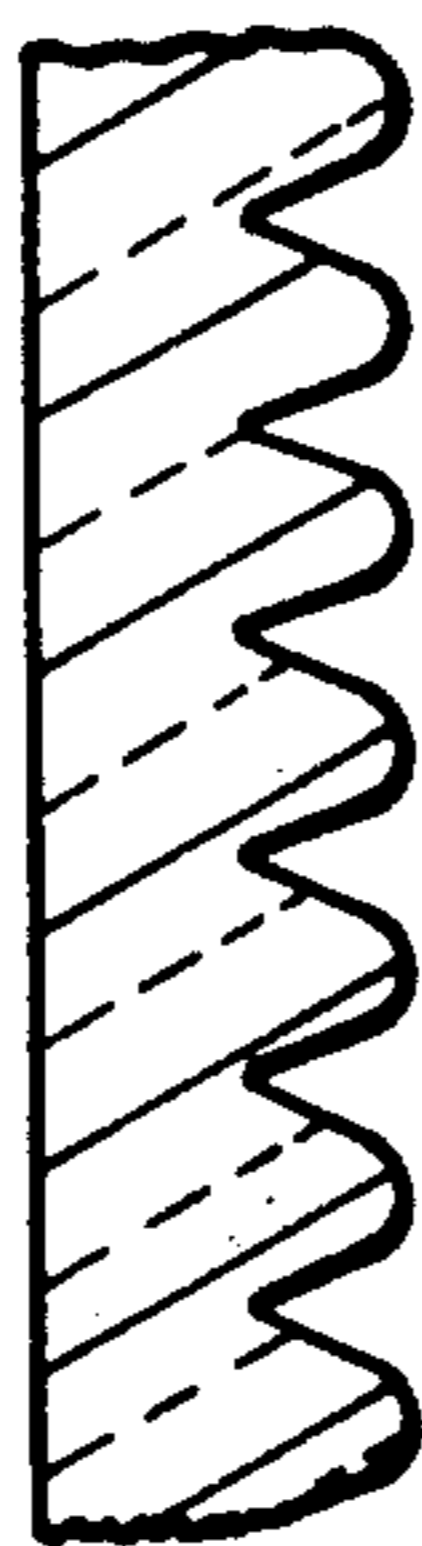


FIG. 6

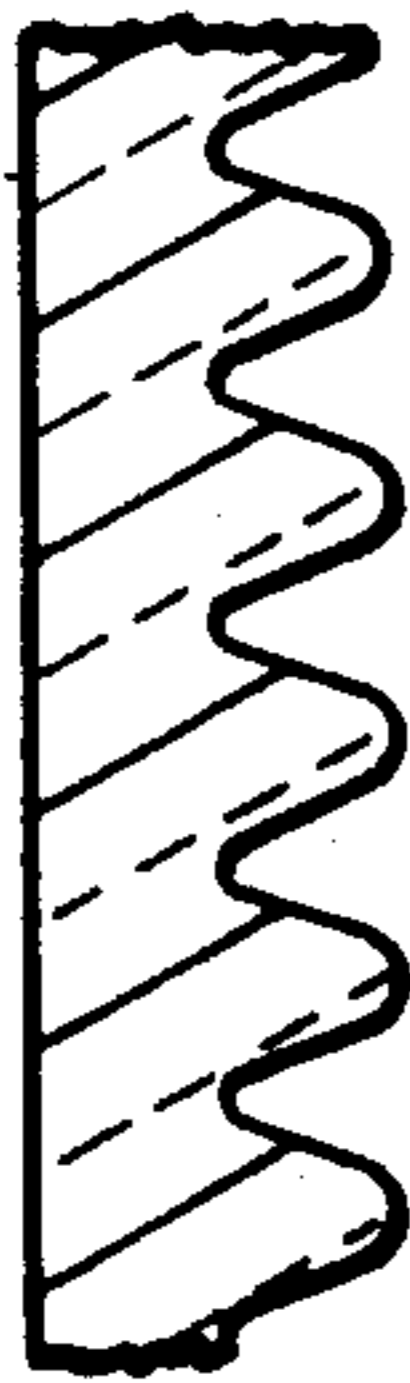


FIG. 7




FIG. 9




FIG. 10