

[54] TIE HOLDER

[75] Inventor: Lorne Abramowitz, Westmount, Canada

[73] Assignee: Abbey Inc., Montreal, Canada

[**] Term: 14 Years

[21] Appl. No.: 921,352

[22] Filed: Jul. 3, 1978

[51] Int. Cl. D6-08

[52] U.S. Cl. D6/251; D6/252

[58] Field of Search D6/113, 247, 250-256, D6/248-249; 211/113, 119, 163; 223/85, 87, 92-96, DIG. 1; D8/350; 40/322

[56] References Cited

U.S. PATENT DOCUMENTS

D. 42,446	4/1912	Voight	D8/350
D. 236,404	8/1975	Meckstroth	D6/251
1,099,261	6/1914	Lewyt	40/322
1,291,870	1/1919	Heimann	211/163
2,264,957	12/1941	Shafarman	211/113
3,243,087	3/1966	Pulitzer	223/87

FOREIGN PATENT DOCUMENTS

272539 12/1950 Switzerland 223/DIG. 1

Primary Examiner—Wallace R. Burke

Assistant Examiner—B. J. Bullock

[57] CLAIM

The ornamental design for a tie holder, as shown and described.

DESCRIPTION

FIG. 1 is a front elevational view of a tie holder showing my new design;

FIG. 2 is a side elevational view taken from the right of FIG. 1;

FIG. 3 is a side elevational view taken from the left of FIG. 1;

FIG. 4 is a top plan view of FIG. 1;

FIG. 5 is a bottom plan view of FIG. 1;

FIG. 6 is a front elevational view of a second embodiment of the design of FIG. 1;

FIG. 7 is a side elevational view taken from the right of FIG. 6;

FIG. 8 is a side elevational view taken from the left of FIG. 6;

FIG. 9 is a top plan view of FIG. 6;

FIG. 10 is a bottom plan view of FIG. 6.

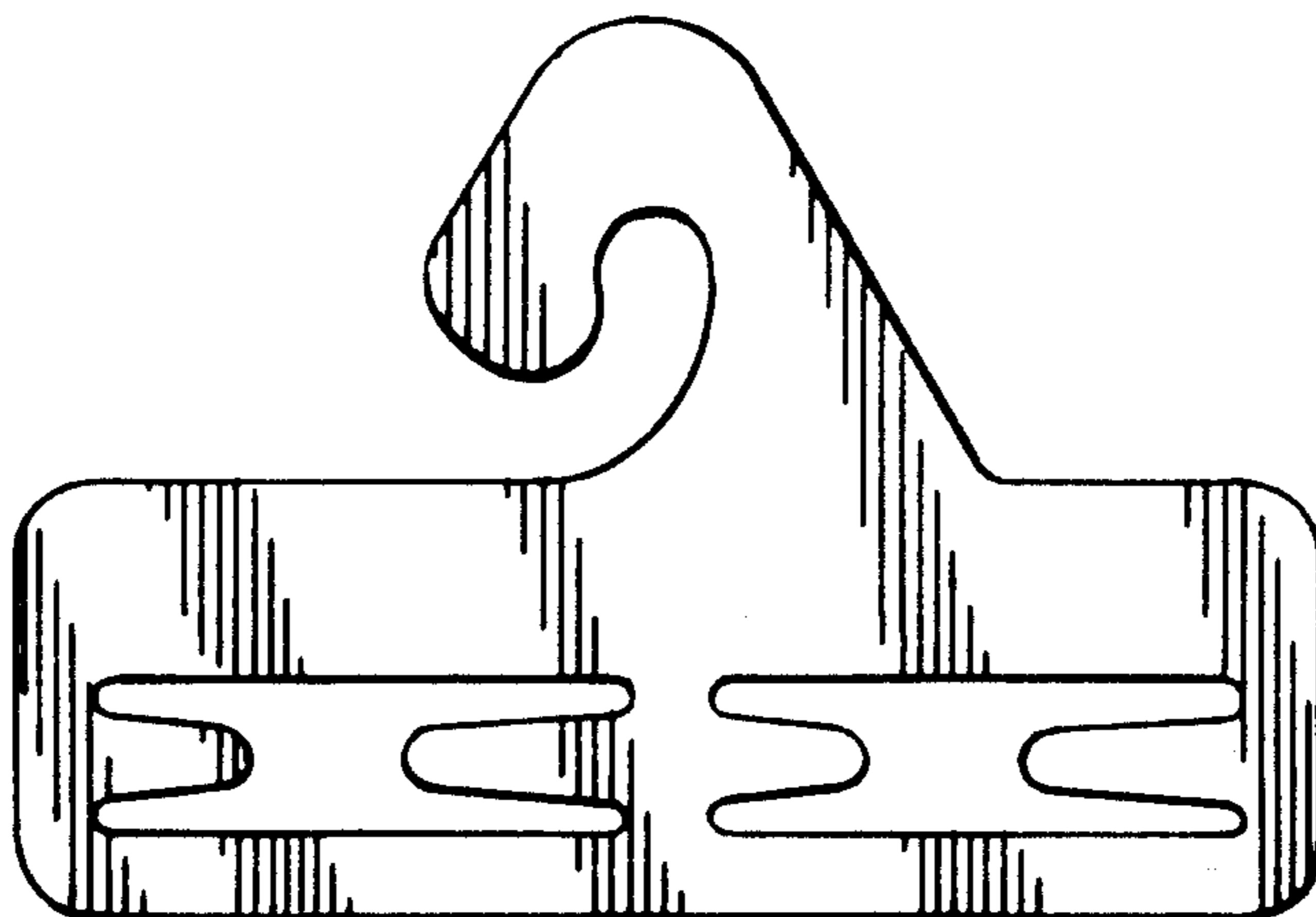


Fig. 4

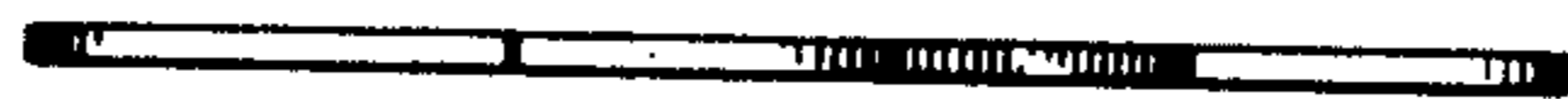


Fig. 3




Fig. 1



Fig. 2




Fig. 5

Fig. 9



Fig. 8

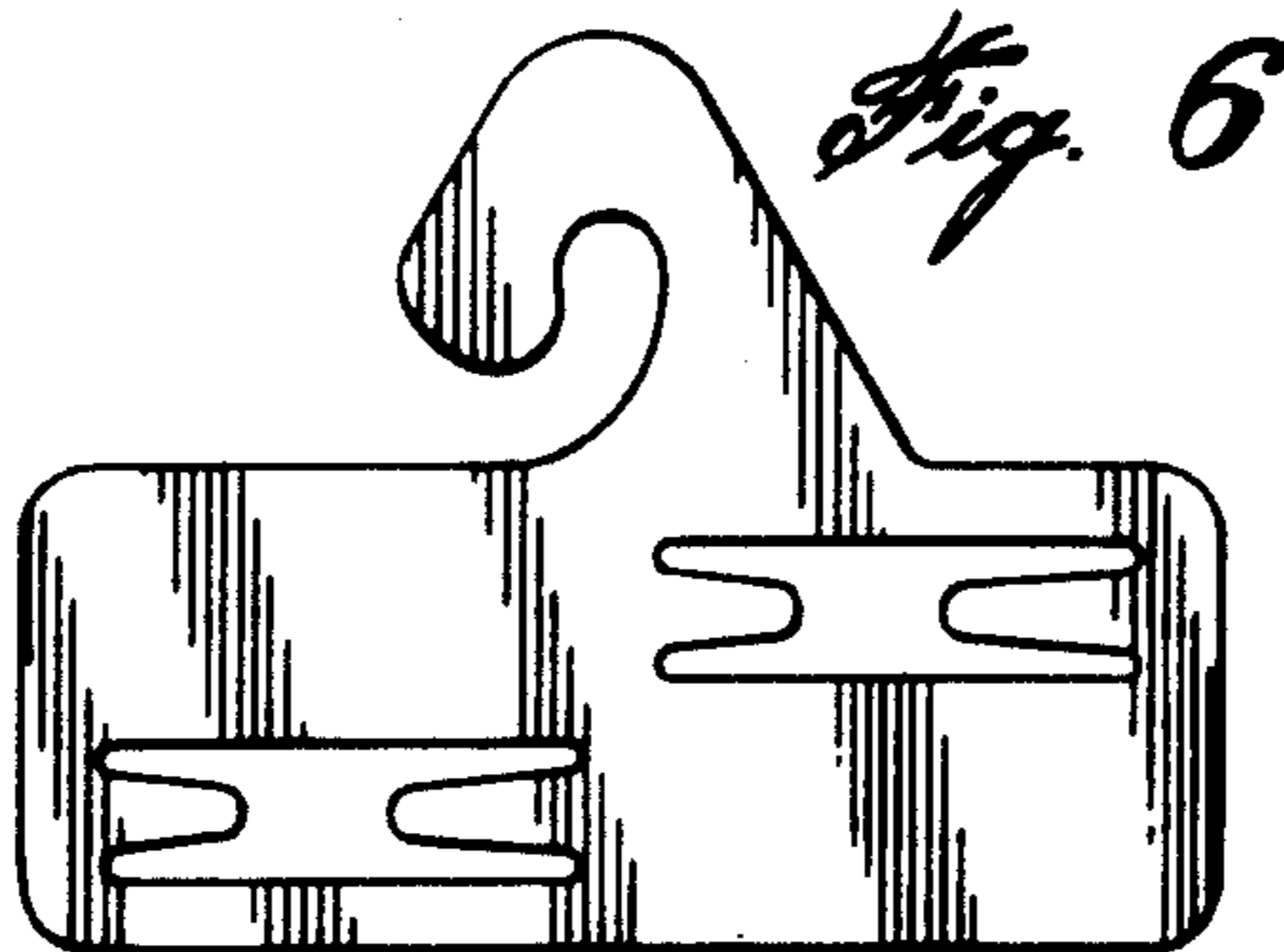


Fig. 7



Fig. 10