

[54] **COMBINED STORAGE COMPARTMENT,
AUXILIARY REAR SEAT AND AUDIO UNIT
FOR A JEEP TYPE VEHICLE**

[76] Inventor: **Roger Linto**, 366 Newton Dr., Lake Orion, Mich. 48035

[**] Term: **14 Years**

[21] Appl. No.: **944,262**

[22] Filed: **Sep. 21, 1978**

[51] Int. Cl. **D12-16**

[52] U.S. Cl. **D12/155; D6/64;
D12/157**

[58] Field of Search **D12/156, 157, 155;
D6/48, 64; 296/37.1, 37.5, 37.15, 1 R, 63;
224/42.42 A, 273, 275; 297/194; 312/235 R**

[56] **References Cited**

U.S. PATENT DOCUMENTS

D. 151,662	11/1948	Smead	D6/64
3,136,578	6/1964	Tihovici	312/235 R
3,159,423	12/1964	Gilbert	312/235 R

FOREIGN PATENT DOCUMENTS

1578491 8/1969 France 296/37.15

OTHER PUBLICATIONS

J. C. Whitney Catalog No. 362B, P.40, Rear Seat for Jeep, top center of page.

Primary Examiner—James M. Gandy
Attorney, Agent, or Firm—William L. Fisher

[57] **CLAIM**

The ornamental design for a combined storage compartment, auxiliary rear seat and audio unit for a jeep type vehicle, as shown and described.

DESCRIPTION

FIG. 1 is a perspective view of a combined storage compartment, auxiliary rear seat and audio unit for a jeep type vehicle;

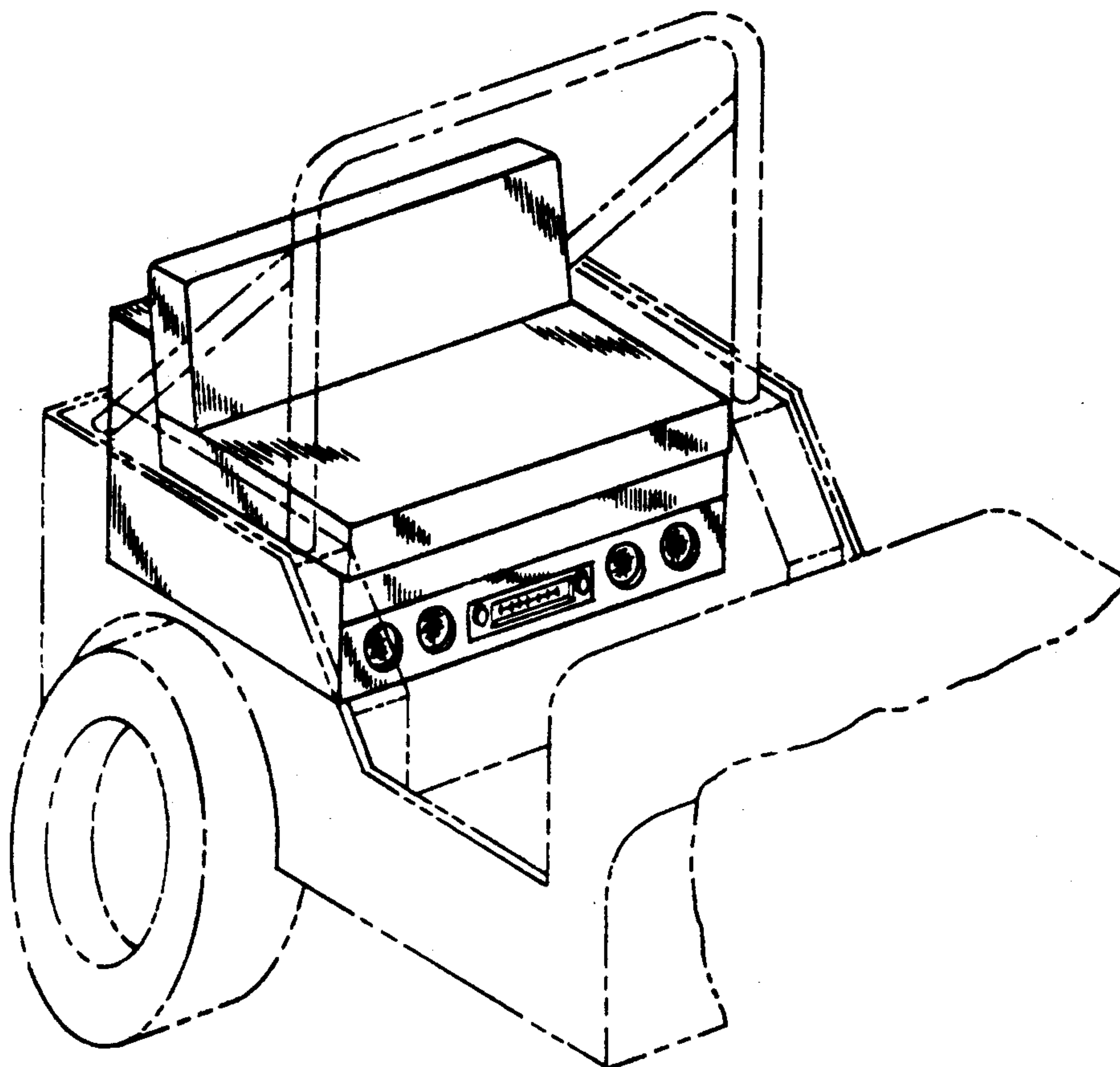
FIG. 2 is a top plan view thereof;

FIG. 3 is a front elevational view thereof;

FIG. 4 is a rear elevational view thereof;

FIG. 5 is a side elevational view thereof the opposite side being a mirror image of the side shown.

In FIG. 1 the broken line showing of a portion of a jeep type vehicle is for illustrative purposes only. The design shown in FIG. 1 is on a reduced scale compared to that of FIGS. 2-5.



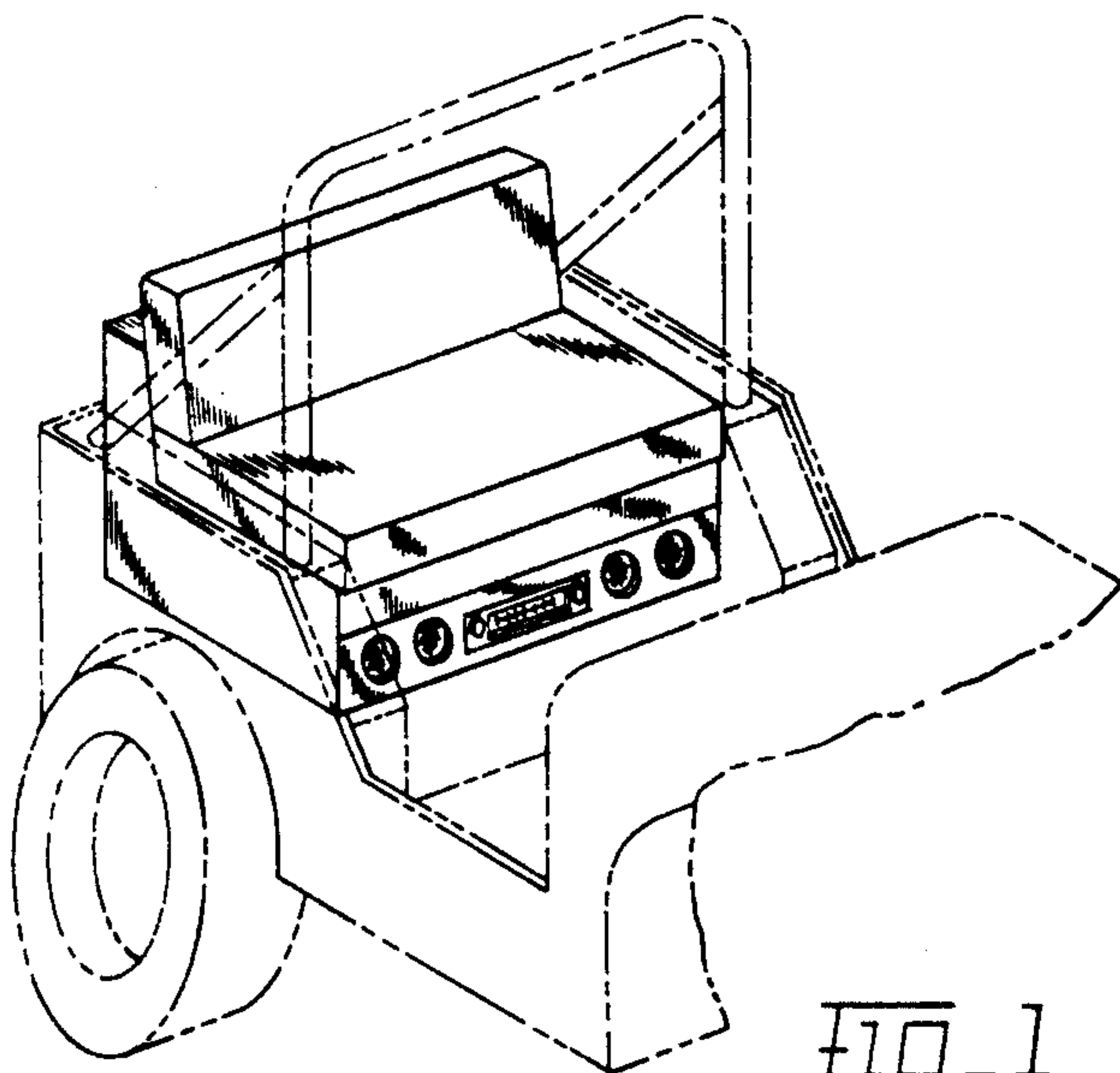


FIG - 1

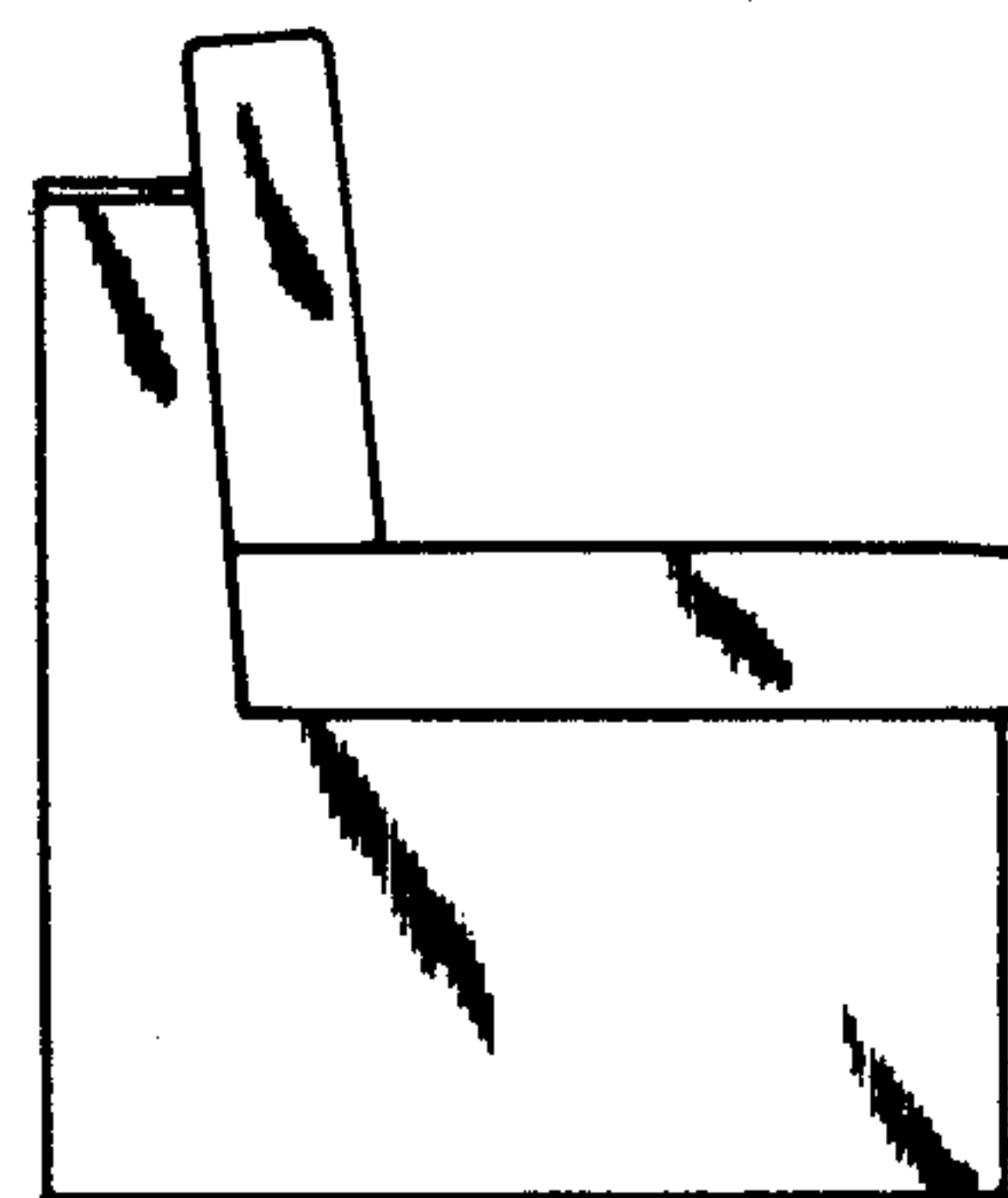


FIG - 5




FIG - 3




FIG - 2




FIG - 4