

[54] COMBINED LIGHT AND SIREN SPEAKER HOUSING FOR EMERGENCY VEHICLE

[75] Inventor: Earl W. Gosswiller, Clarendon Hills, Ill.

[73] Assignee: Federal Signal Corporation, Oak Brook, Ill.

[\*\*] Term: 14 Years

[21] Appl. No.: 881,838

[22] Filed: Feb. 27, 1978

[51] Int. Cl. .... D10-06; D26-06

[52] U.S. Cl. .... D10/114; D10/120

[58] Field of Search ..... D48/32 R; D10/114, 120; 340/384 R, 384 E, 50, 74, 81 R, 84, 87, 92; 362/61, 62, 72, 217, 223, 224, 227, 262, 282, 311, 362

[56] References Cited

U.S. PATENT DOCUMENTS

D. 146,683 4/1947 Roeder ..... D48/32 R  
3,404,371 10/1968 Gosswiller ..... 340/87

OTHER PUBLICATIONS

Public Safety Equipment Co. Catalog, p. 1, Code 3 TM Bar, Model 2200.

Primary Examiner—Susan J. Lucas

Attorney, Agent, or Firm—Charles F. Pigott, Jr.

[57] CLAIM

The ornamental design for a combined light and siren speaker housing for emergency vehicle, as shown and described.

DESCRIPTION

FIG. 1 is a perspective view of a combined light and siren speaker housing for emergency vehicle showing my new design;

FIG. 2 is an end elevational view thereof on an enlarged scale;

FIG. 3 is a front elevational view thereof on an enlarged scale;

FIG. 4 is a top plan view thereof on an enlarged scale; and

FIG. 5 is a rear elevational view thereof on an enlarged scale.

The vehicle and mounting elements are shown in broken lines in FIG. 1 for illustrative purposes only.

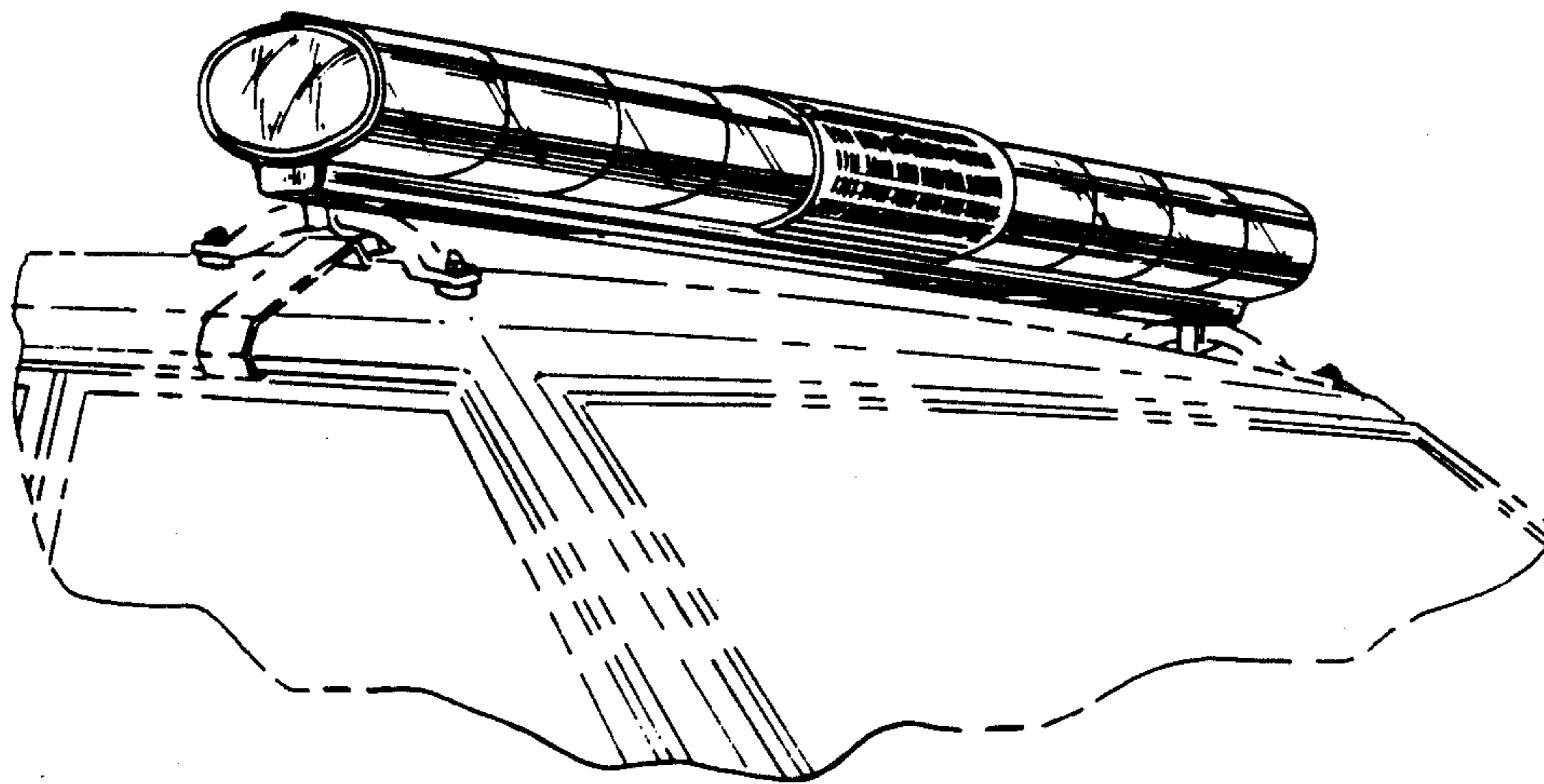


FIG. 1

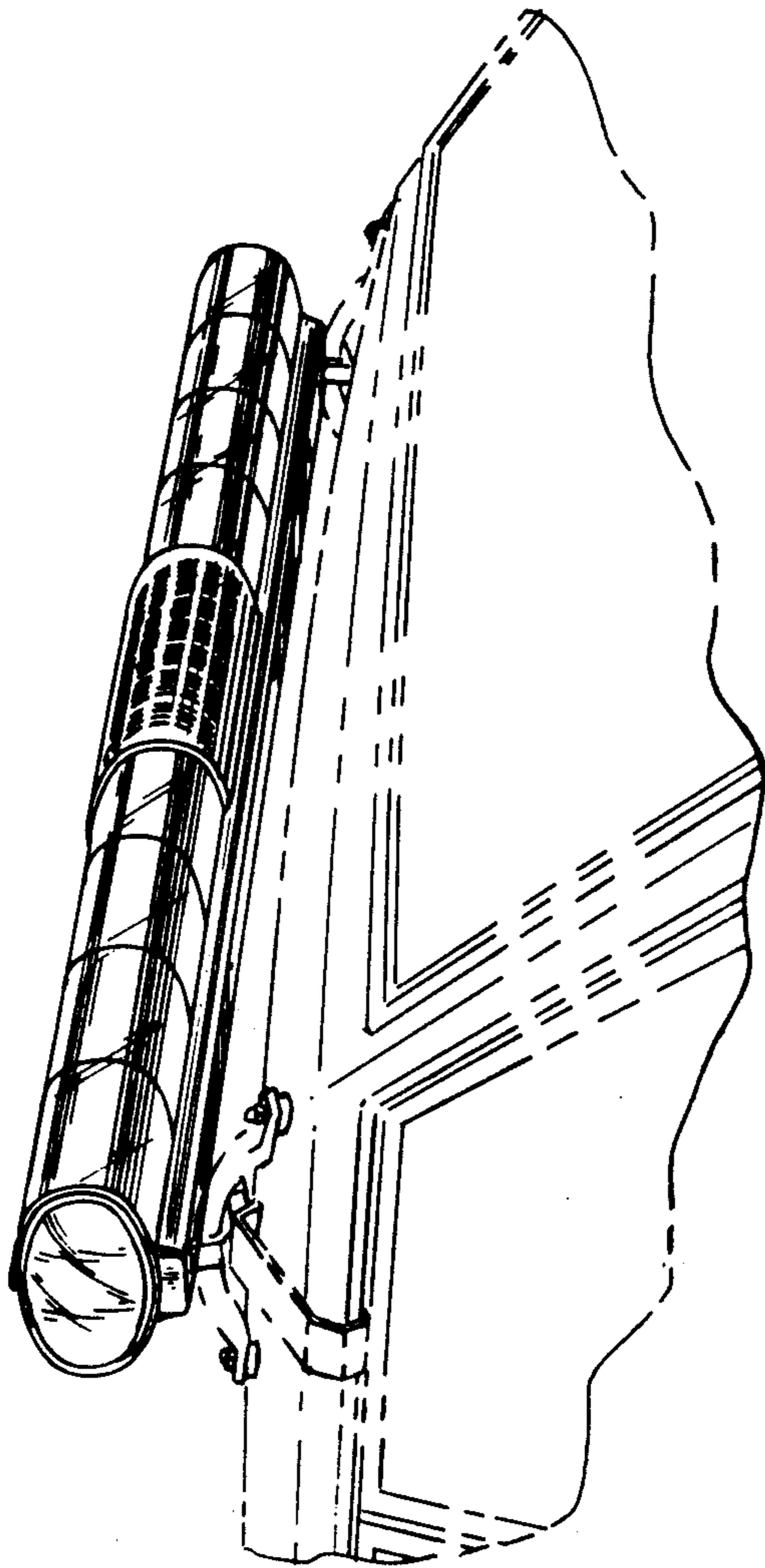


FIG. 2

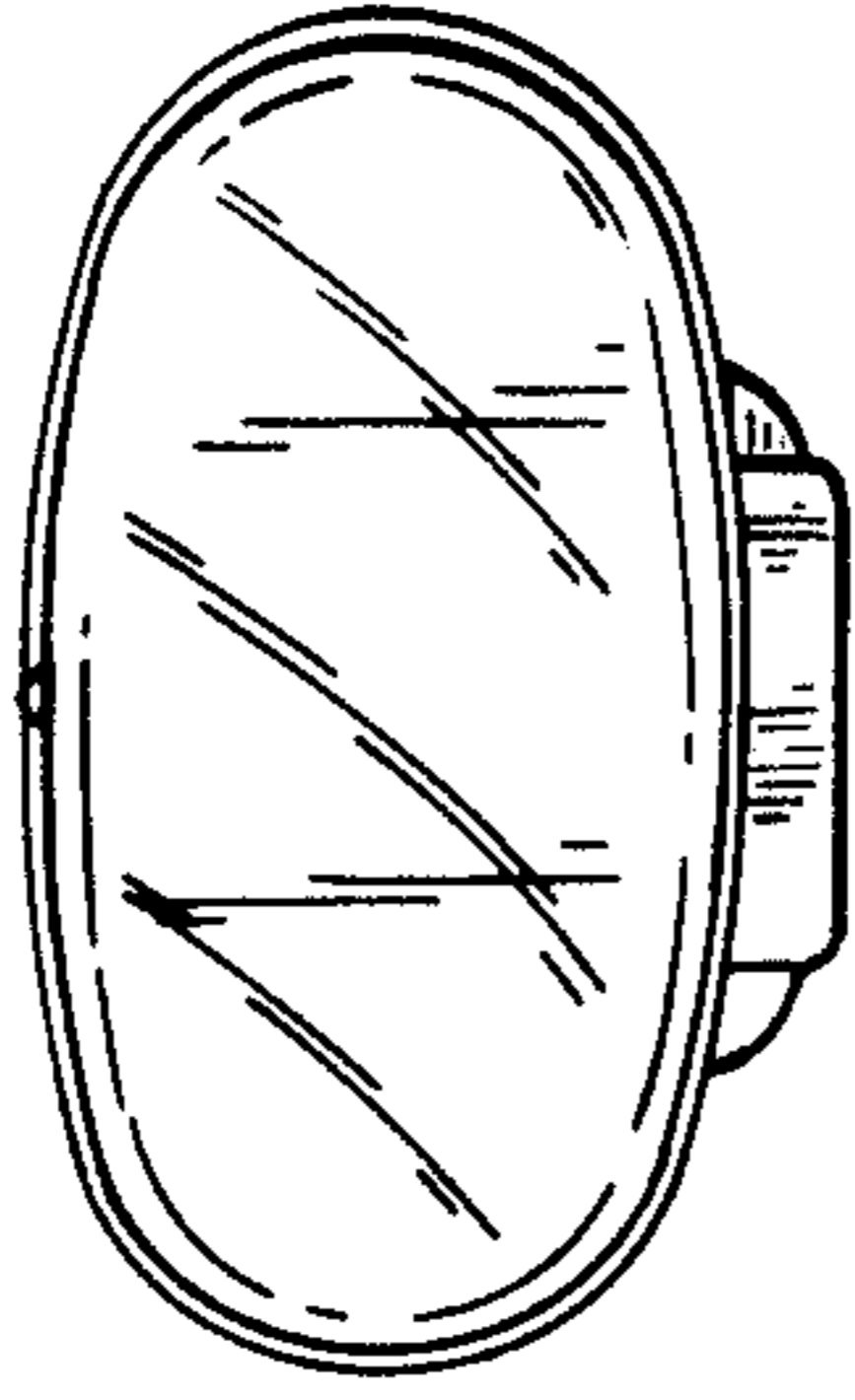



FIG. 3



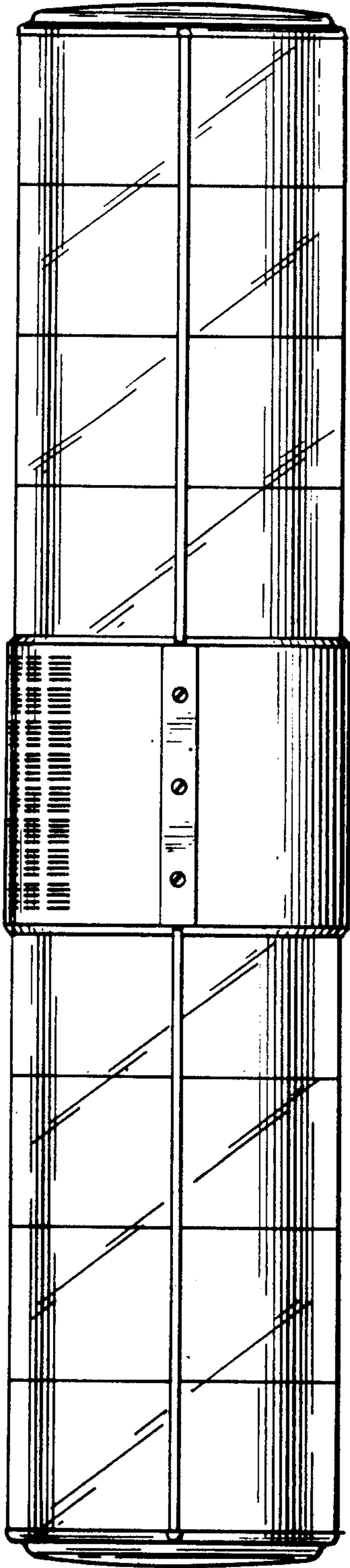


FIG. 4




FIG. 5