

[54] FLASK

[76] Inventor: Alan Spigelman, 235 E. 22nd St.,  
New York, N.Y. 10010

[\*\*] Term: 7 Years

[21] Appl. No.: 779,930

[22] Filed: Mar. 17, 1977

[51] Int. Cl. .... D9-01

[52] U.S. Cl. .... D9/47; D9/168

[58] Field of Search ..... D9/10, 59, 71, 38, 47,  
D9/48, 49, 115, 117, 129, 130, 167, 168, 254,  
267, 284-287; 215/1 R, 1 C

D. 232,521 8/1974 Roche ..... D9/168

D. 241,225 8/1976 McCurdy ..... D9/47

OTHER PUBLICATIONS

Modern Plastics Encyclopedia, Sep. 1955, p. 577, clo-  
sure in second column from left in top illustration.

Primary Examiner—Robert C. Spangler  
Attorney, Agent, or Firm—K. M. LeFever

[57] CLAIM

The ornamental design for a flask, as shown.

DESCRIPTION

FIG. 1 is a perspective view of a flask showing my new  
design;

FIG. 2 is a top plan view;


FIG. 3 is a side elevational view showing the side not  
seen in FIG. 1;

FIG. 4 is an end elevational view showing the end not  
seen in FIG. 1, and

FIG. 5 is a bottom plan view thereof.

[56] References Cited  
U.S. PATENT DOCUMENTS

D. 58,948	9/1921	Sebring .....	D9/254
D. 197,926	4/1964	Stull .....	D9/275
D. 210,501	3/1968	Brammer .....	D9/115
D. 220,867	6/1971	Wright .....	D9/47



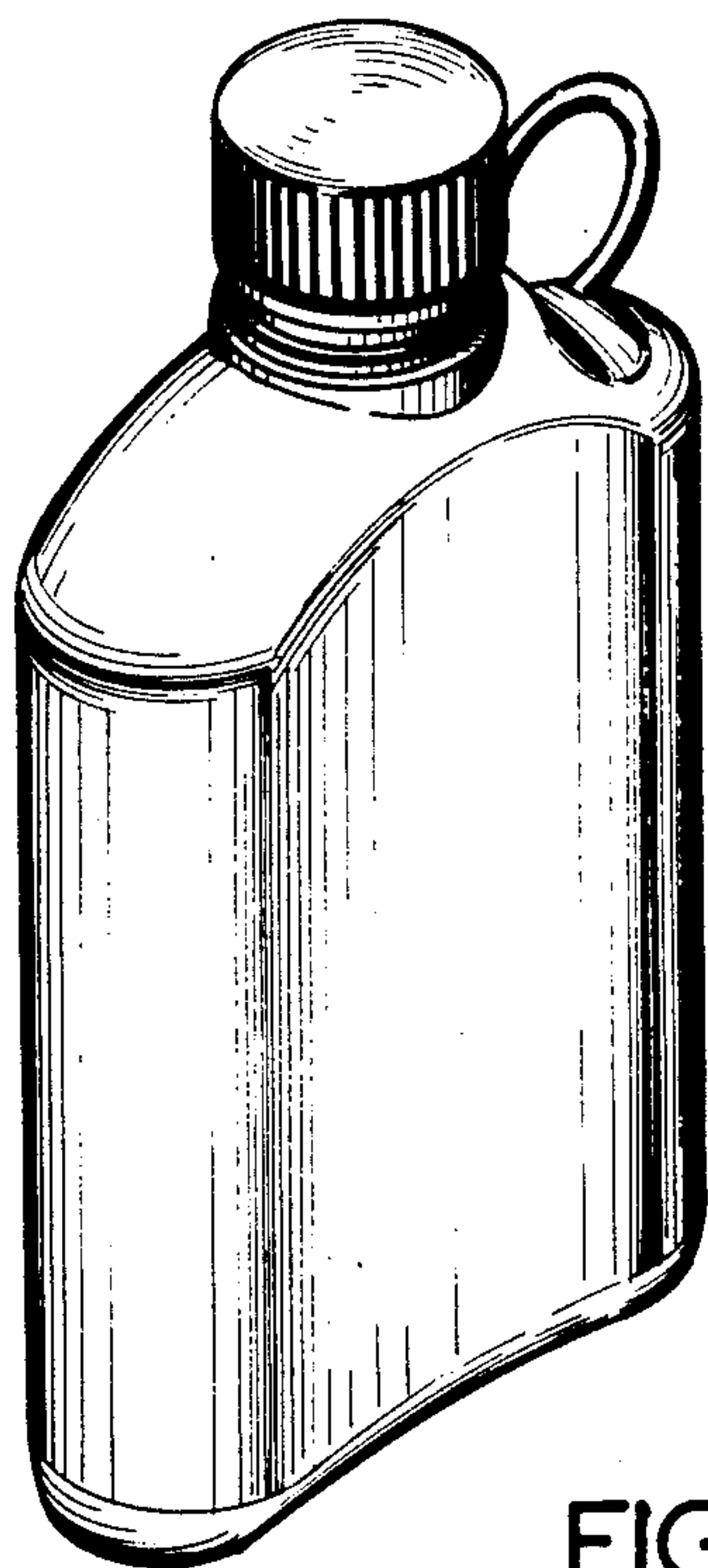


FIG. 1




FIG. 2




FIG. 3




FIG. 4




FIG. 5