

[54] HANDLE FOR A CULINARY TOOL

[75] Inventor: Roger L. Kelly, Palatine, Ill.

[73] Assignee: American Home Products Corporation

[**] Term: 14 Years

[21] Appl. No.: 937,496

[22] Filed: Aug. 28, 1978

[51] Int. Cl. D7-02

[52] U.S. Cl. D7/132

[58] Field of Search D7/99, 132, 152, 102, D7/100, 104, 106, 151; 30/322, 324

[56] References Cited

U.S. PATENT DOCUMENTS

D. 126,064	3/1941	Zimmer	D7/132
D. 135,565	4/1943	Zimmer	D7/132
D. 163,428	5/1951	Wagner	D7/132
D. 185,090	5/1959	Latham	D7/132
D. 193,202	7/1962	Eckersberg	D7/132
2,274,817	3/1942	Zimmer	D7/132 X
3,172,439	3/1965	Fischer	D7/132 X

OTHER PUBLICATIONS

Hardware Age, Aug. 27, 1959, p. 16, Ekco Products Adv., Item #1430 Turner-top left.

Primary Examiner—Winifred E. Herrmann
Attorney, Agent, or Firm—Robert D. Teichert

[57] CLAIM

The ornamental design for a handle for a culinary tool, as shown.

DESCRIPTION

FIG. 1 is a top plan view of a handle for a culinary tool showing my new design.

FIG. 2 is a side elevational view thereof.

FIG. 3 is a bottom plan view thereof.

FIG. 4 is an end elevational view on an enlarged scale thereof from the left of FIG. 2.

FIG. 5 is an end elevational view on an enlarged scale thereof from the right of FIG. 2.

FIG. 6 is a section on an enlarged scale taken along line 6-6 of FIG. 2.

FIG. 7 is a section on an enlarged scale taken along line 7-7 of FIG. 2.




FIG. 1




FIG. 2




FIG. 3




FIG. 4

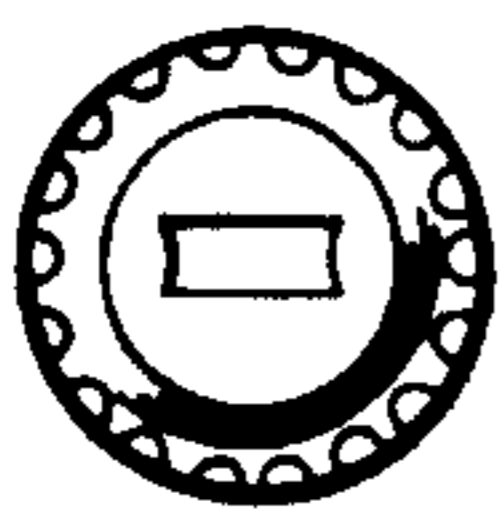


FIG. 6




FIG. 7



FIG. 5

