

[54] FOLDING KEYBOARD PAD

[75] Inventors: Donald M. Genaro, Haworth; Rembert R. Stokes, Middletown, both of N.J.; Gordon E. Sylvester, Jamaica, N.Y.

[73] Assignee: Bell Telephone Laboratories, Incorporated, Murray Hill, N.J.

[**] Term: 14 Years

[21] Appl. No.: 889,611

[22] Filed: Mar. 23, 1978

[51] Int. Cl. D18-01; D14-02; D14-03

[52] U.S. Cl. D18/12; D14/40; D14/53

[58] Field of Search D14/40-51, D14/52, 53, 58, 59, 62, 66, 85; D10/103; 364/708; D18/2, 6, 7, 11, 12; 200/5 R, 5 A, 5 C; 340/365 R; 179/90 BB, 90 AD, 90 BS, 90 K

[56] References Cited

U.S. PATENT DOCUMENTS

3,940,758 2/1976 Margolin 200/5 A X
4,120,039 10/1978 Fischer 200/5 A X

FOREIGN PATENT DOCUMENTS

953078 3/1964 United Kingdom 179/90 K

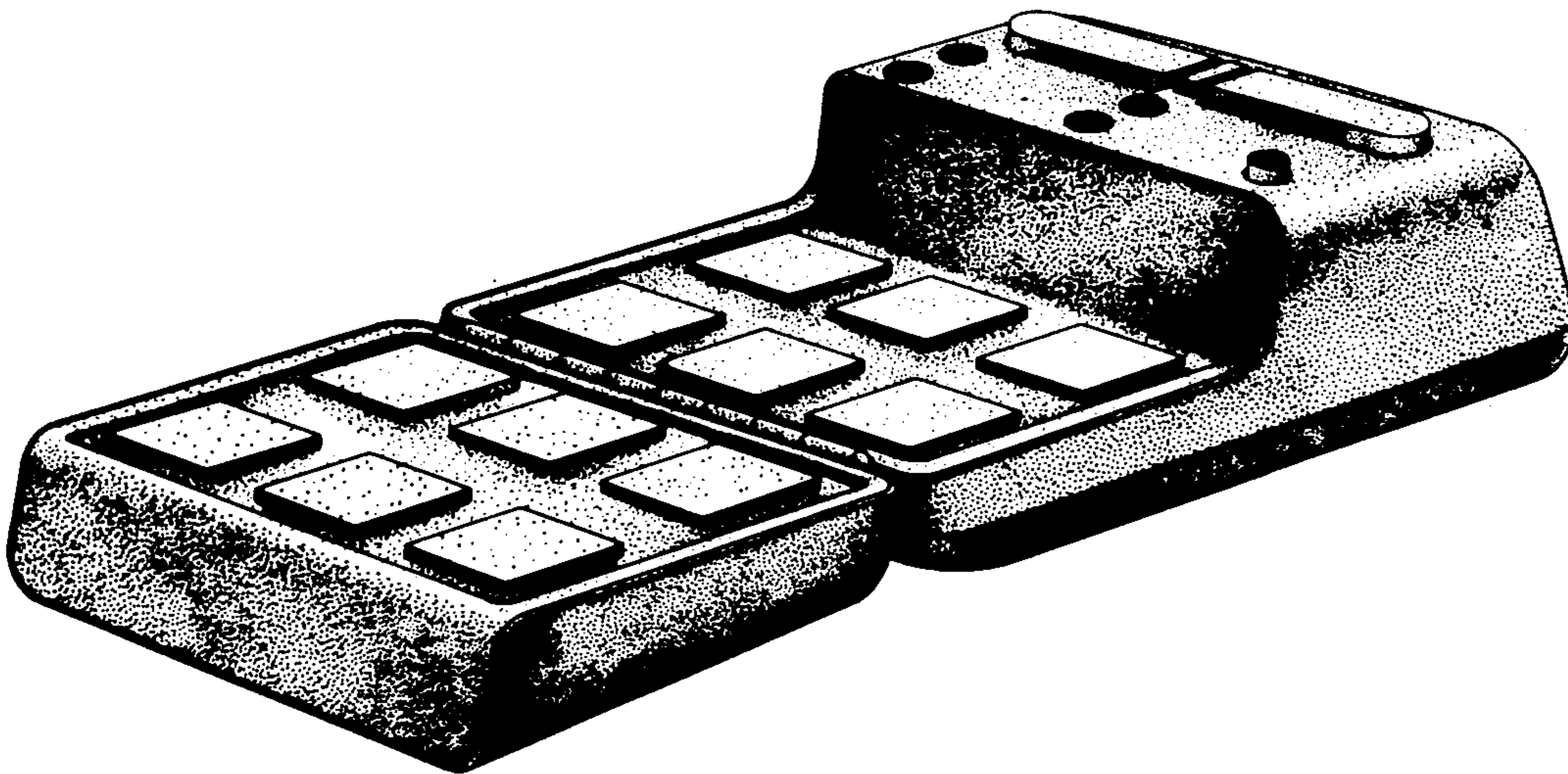
Primary Examiner—Susan J. Lucas
Attorney, Agent, or Firm—Erwin W. Pfeifle

[57] CLAIM

The ornamental design of a folding keyboard pad, substantially as shown and described.

DESCRIPTION

FIG. 1 is a top-right perspective view of a folding keyboard pad showing the new design in an open position; FIG. 2 is a top view of the new folding keyboard pad design in the open position; FIG. 3 is a right-rear perspective view of the new folding keyboard pad design in the closed position; FIG. 4 is a right side edge elevational view of the keyboard pad in the closed position, and is a mirror image of a left side edge elevational view; and FIG. 5 is a front edge elevational view of the keyboard pad in the closed position.



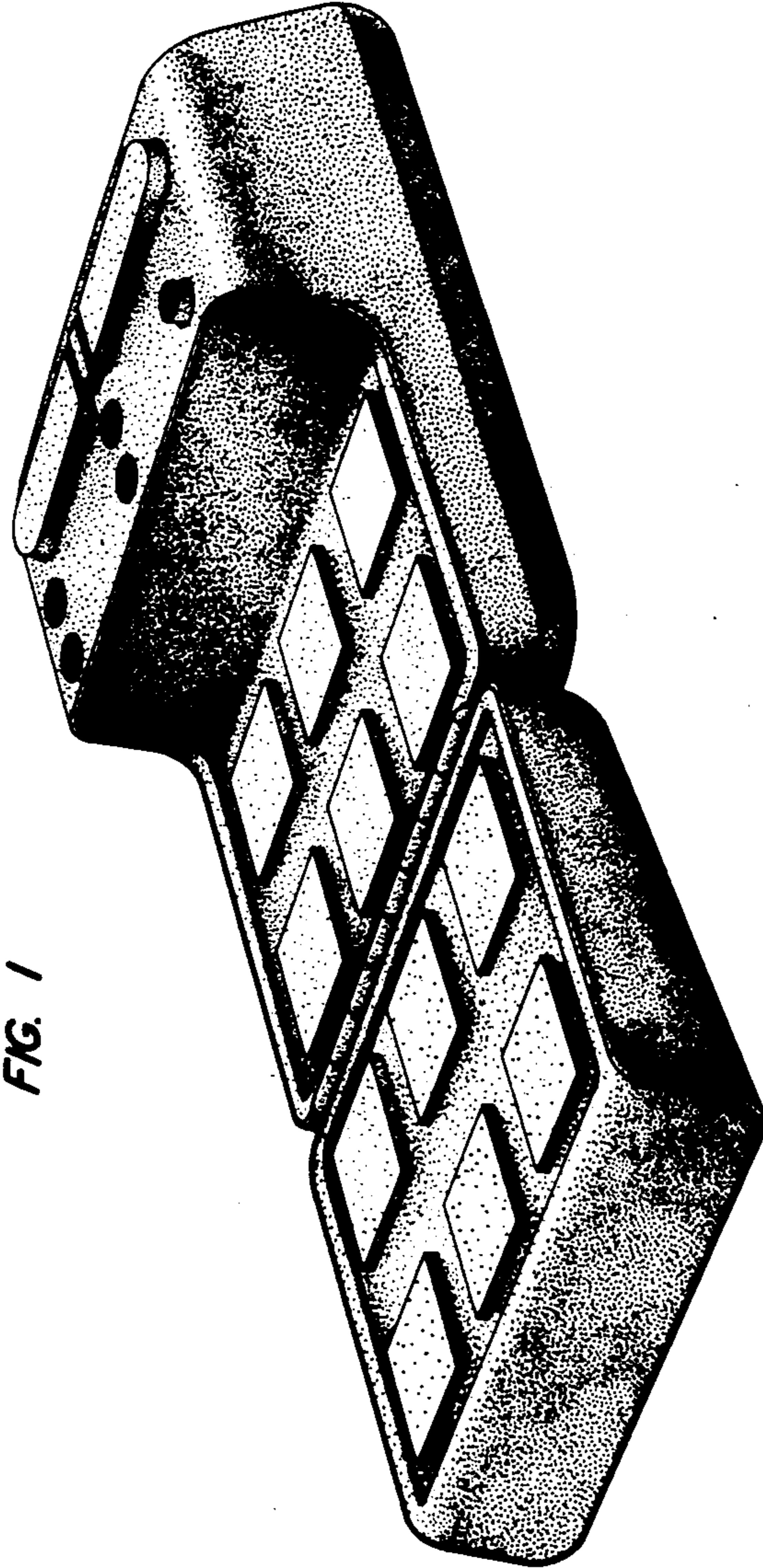


FIG. 1

FIG. 4




FIG. 5




FIG. 2

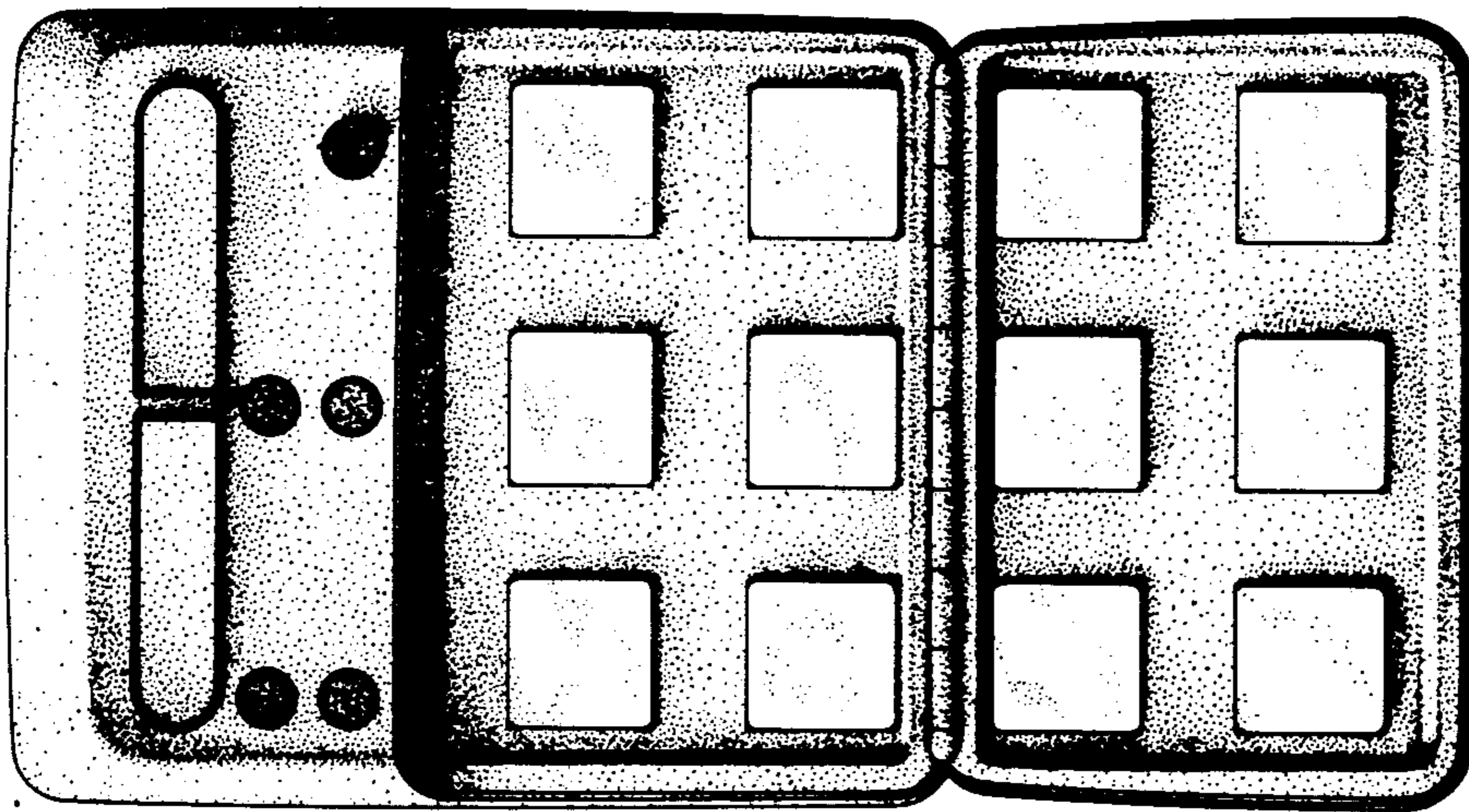


FIG. 3

