

[54] **DOUBLE RING**

[76] Inventor: **Mildred Abelson**, 15 Sycamore La., Roslyn Heights, N.Y. 11577

[\*\*] Term: **14 Years**

[21] Appl. No.: **924,899**

[22] Filed: **Jul. 14, 1978**

[51] Int. Cl. .... **D11-01**

[52] U.S. Cl. .... **D11/34; D11/27; D11/28; D11/35**

[58] Field of Search ..... **D11/2, 3, 26-29, D11/34-36; 63/1 R, 1 A, 2, 15-15.8**

[56] **References Cited**

**U.S. PATENT DOCUMENTS**

D. 104,924 6/1937 Heyman ..... D11/34 X

424,211 3/1890 Kaas et al. .... D11/34 X  
1,849,388 3/1932 Tashoff ..... D11/29 X


*Primary Examiner*—Louis S. Zarfes  
*Attorney, Agent, or Firm*—Posnack, Roberts, Cohen & Spicens

[57] **CLAIM**

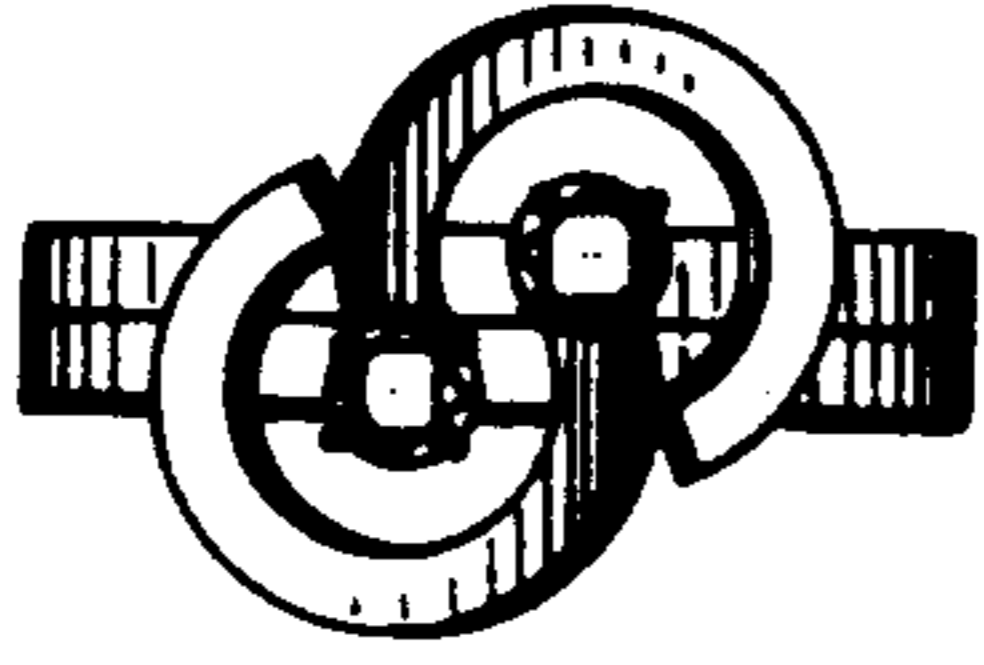
The ornamental design for a double ring, substantially as shown and described.

**DESCRIPTION**


FIG. 1 is a top plan view of a double ring showing my new design;  
FIG. 2 is a side elevational view thereof, both sides being the same;  
FIG. 3 is an edge elevational view thereof, both edges being the same;  
FIG. 4 is a bottom plan view thereof; and  
FIG. 5 is an exploded perspective view thereof.



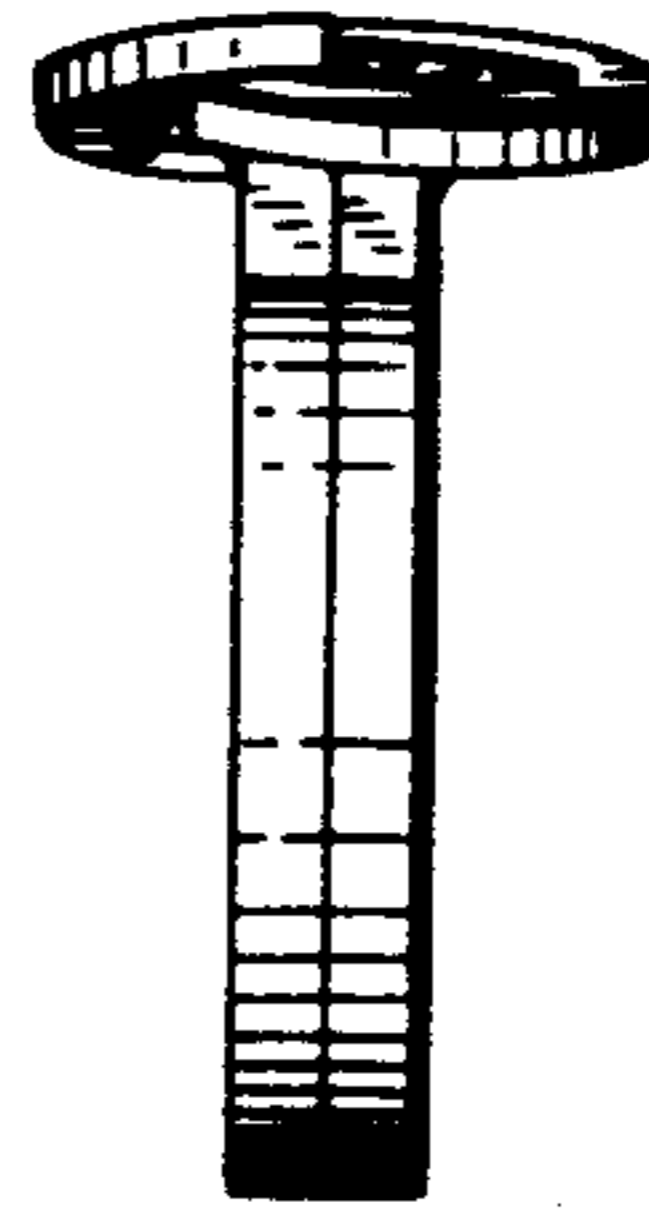
*FIG. 1*




*FIG. 2*



*FIG. 3*



*FIG. 4*



*FIG. 5*

