

[54] **KEYBOARD INSTRUMENT FOR USE WITH  
A REMOTE SYNTHESIZER OR THE LIKE**

[76] Inventor: **Jeremy R. Hill**, 87 Centre St., Dover,  
Mass. 02030

[\*\*] Term: **14 Years**

[21] Appl. No.: **763,997**

[22] Filed: **Jan. 31, 1977**

[51] Int. Cl. .... **D17-01**

[52] U.S. Cl. .... **D17/1**

[58] Field of Search ..... **D56/1 R, 2, 9; 84/1.01,  
84/423; D17/1-9**

[56] **References Cited**

**U.S. PATENT DOCUMENTS**

D. 134,300	11/1942	Hall	.....	D56/1 R
D. 245,197	7/1977	Noury	.....	D56/1 R
3,335,629	8/1967	Brodin	.....	84/423 X

**OTHER PUBLICATIONS**

Campbell Music Co., Inc., Washington, D.C., "Everyone Loves Gifts of Music", Cat., p. "7", Item #HM900. *The Music Trades*, 7-74, p. 27, "Amazing Syntorchestra".

*Primary Examiner*—Winifred E. Herrmann  
*Assistant Examiner*—Jane E. Corrigan  
*Attorney, Agent, or Firm*—David M. Driscoll

[57] **CLAIM**

The ornamental design for a keyboard instrument for use with a remote synthesizer or the like, as shown and described.

**DESCRIPTION**

FIG. 1 is a front elevational view of a keyboard instrument for use with a remote synthesizer or the like showing my new design;

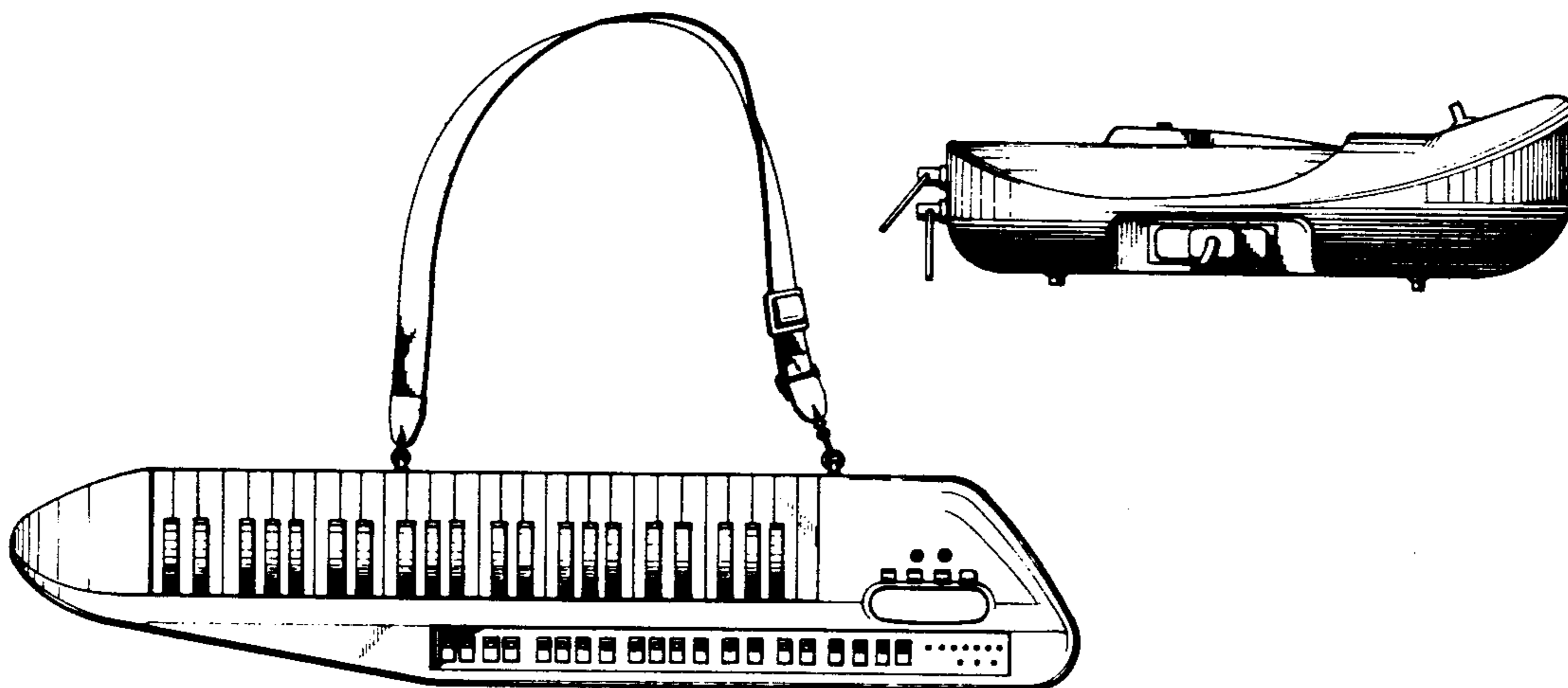
FIG. 2 is a top plan view with the strap omitted for convenience of illustration;

FIG. 3 is a right side elevational view thereof;

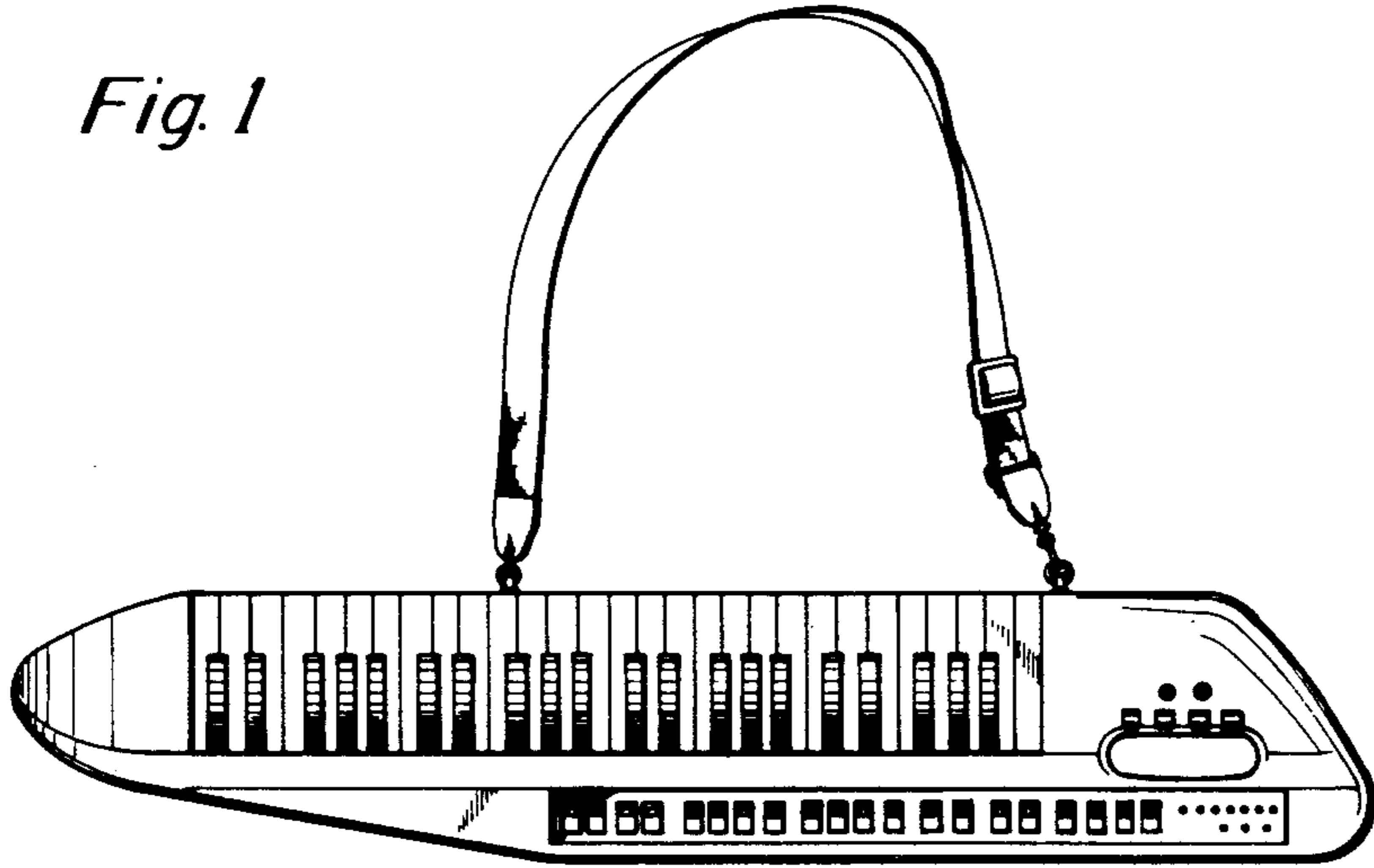
FIG. 4 is a left side elevational view thereof;

FIG. 5 is a rear elevational view thereof; and

FIG. 6 is a bottom plan view.



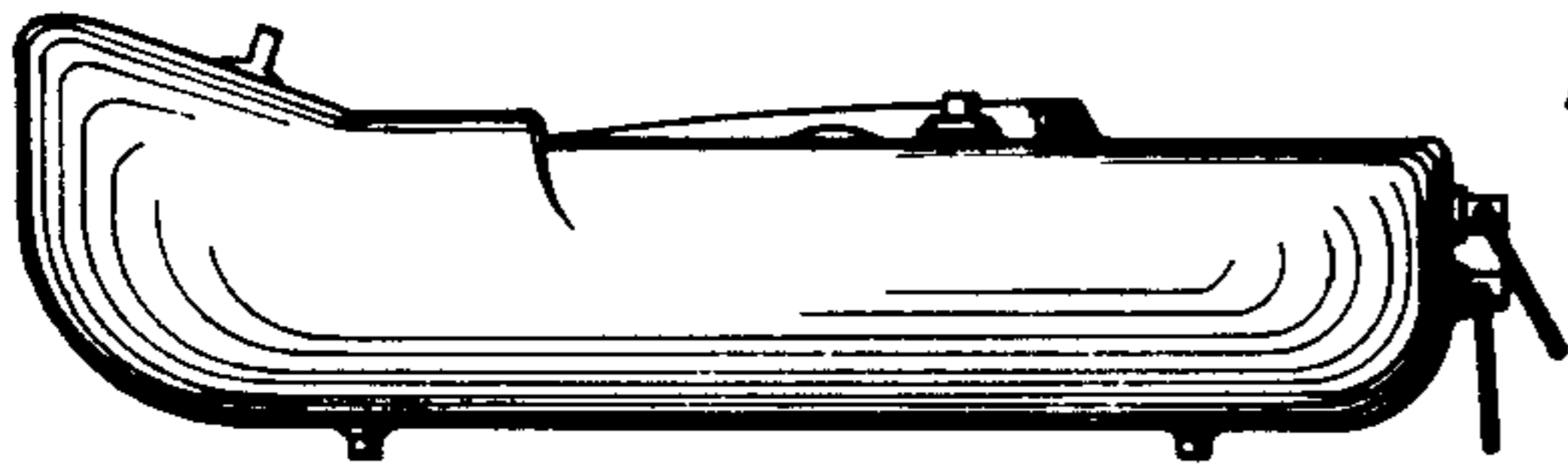
*Fig. 1*



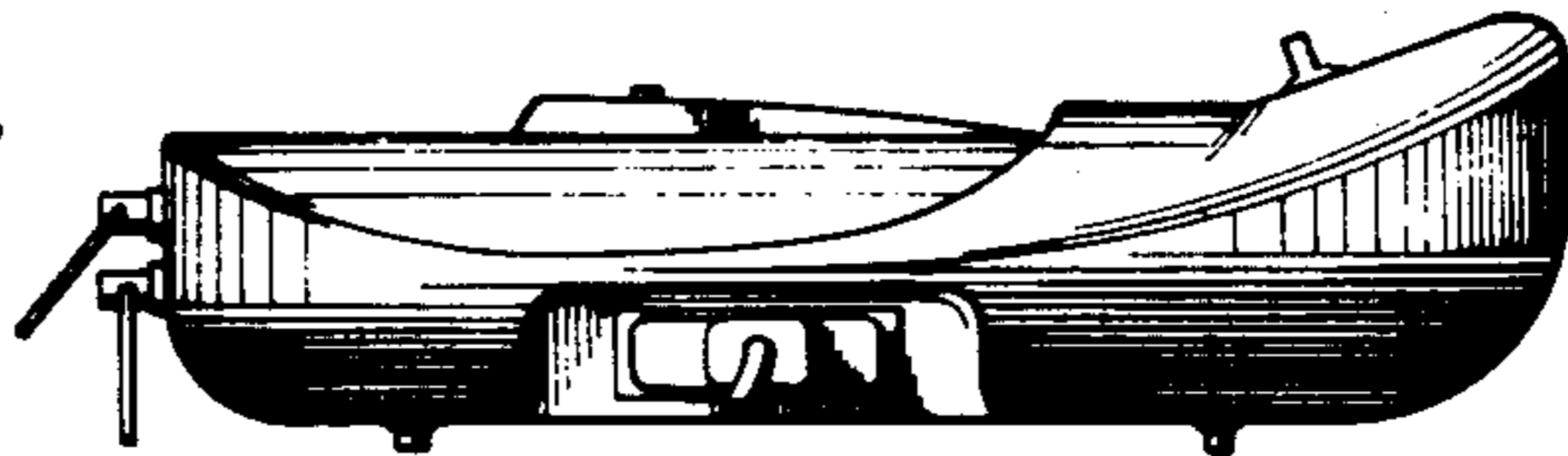
*Fig. 2*



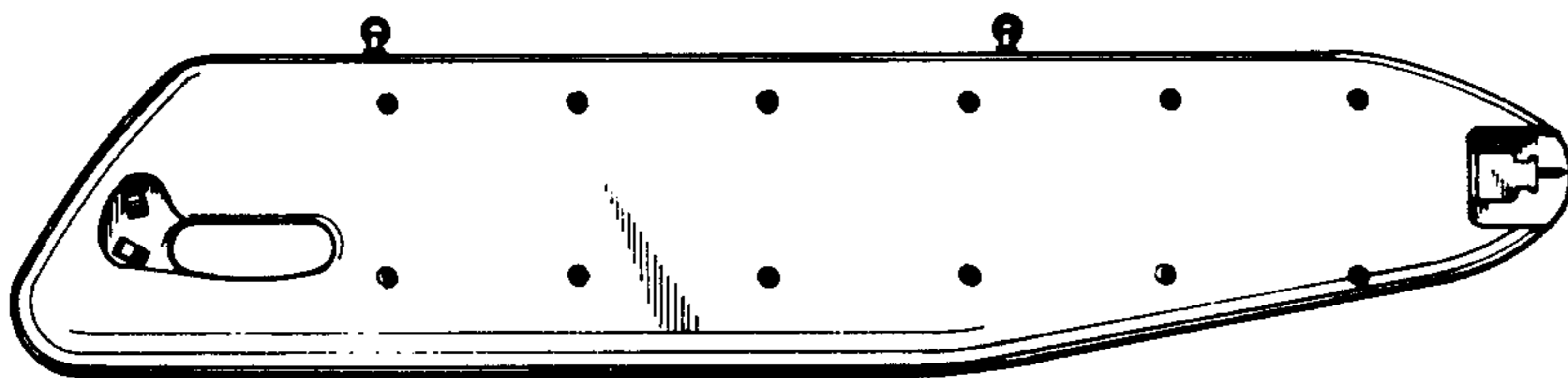
*Fig. 3*



*Fig. 4*



*Fig. 5*



*Fig. 6*

