

[54] **HIGH FREQUENCY LOUDSPEAKER**  
 [75] Inventor: **Gary C. Gillum, Hope, Ark.**  
 [73] Assignee: **Klipsch and Associates, Inc., Hope, Ark.**  
 [\*\*] Term: **14 Years**  
 [21] Appl. No.: **851,537**  
 [22] Filed: **Nov. 14, 1977**  
 [51] Int. Cl. .... **D14—03**  
 [52] U.S. Cl. .... **D14/35; D14/33**  
 [58] Field of Search ..... **181/144, 147, 148, 149, 181/159; D14/33, 35; 179/1 E**

[56] **References Cited**  
**U.S. PATENT DOCUMENTS**  
 D. 173,725 12/1954 Frazier et al. .... D14/33  
 D. 182,351 3/1958 Avedon ..... D14/35  
 3,941,207 3/1976 Croup ..... 181/199

4,031,318 6/1977 Pitre ..... 181/148 X  
 4,033,430 7/1977 Bolden ..... 181/154

*Primary Examiner*—Bernard Ansher  
*Attorney, Agent, or Firm*—Wood, Herron & Evans

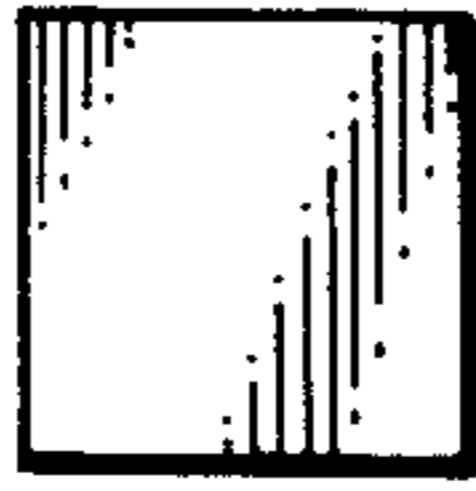
[57] **CLAIM**

The ornamental design for a high frequency loudspeaker, as shown.


**DESCRIPTION**

FIG. 1 is a top plan view of the high frequency loudspeaker incorporating my new design;  
 FIG. 2 is a side elevational view of the loudspeaker of FIG. 1;  
 FIG. 3 is a front elevational view of the loudspeaker of FIG. 1;  
 FIG. 4 is a rear elevational view of the loudspeaker of FIG. 1; and  
 FIG. 5 is an enlarged perspective view of the loudspeaker of FIG. 1.

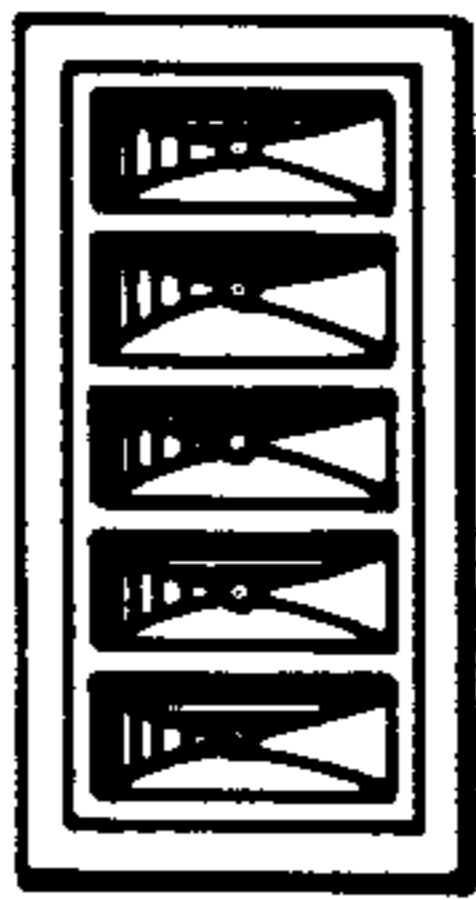





*Fig. 1*




*Fig. 2*



*Fig. 3*



*Fig. 4*



*Fig. 5*