

[54] CURLING IRON

[75] Inventors: William J. Rakocy, Nutley, N.J.; Howard L. Rauch, Brooklyn, N.Y.

[73] Assignee: North American Phillips Corporation, New York, N.Y.

[\*\*] Term: 14 Years

[21] Appl. No.: 858,367

[22] Filed: Dec. 7, 1977

[51] Int. Cl. .... D28-03

[52] U.S. Cl. .... D28/35

[58] Field of Search ..... D28/35, 38, 13; 219/222, 225, 226; 132/7, 9, 37 R

[56] References Cited

U.S. PATENT DOCUMENTS

D. 239,663 4/1976 Long et al. .... D28/35 X  
D. 240,339 6/1976 Benty ..... D28/13

OTHER PUBLICATIONS

Home Furnishings Daily, Mon. 7/12/76, Section 2, p. 23—"Clairol Crazy Baby ®", at bottom right.

Primary Examiner—Louis S. Zarfes  
Attorney, Agent, or Firm—Frank R. Trifari

[57] CLAIM

The ornamental design for a curling iron, as shown and described.

DESCRIPTION

FIG. 1 is a front elevational view of a curling iron showing our new design, the rear elevational view being identical thereto;

FIG. 2 is a top plan view thereof;

FIG. 3 is a bottom plan view thereof;

FIG. 4 is a left-side elevational view thereof;

FIG. 5 is a right-side elevational view thereof;

FIG. 6 is a front elevational view with the clip in its raised position;

FIG. 7 is a top plan view with the cover in place on the clip end;

FIG. 8 is a top plan view of the cover, the bottom plan view being identical except for the indicated indentation;

FIG. 9 is a front elevational view of the cover, the rear elevational view being identical thereto;

FIG. 10 is a left-side elevational view of the cover; and

FIG. 11 is a right-side elevational view of the cover.




FIG. 1.

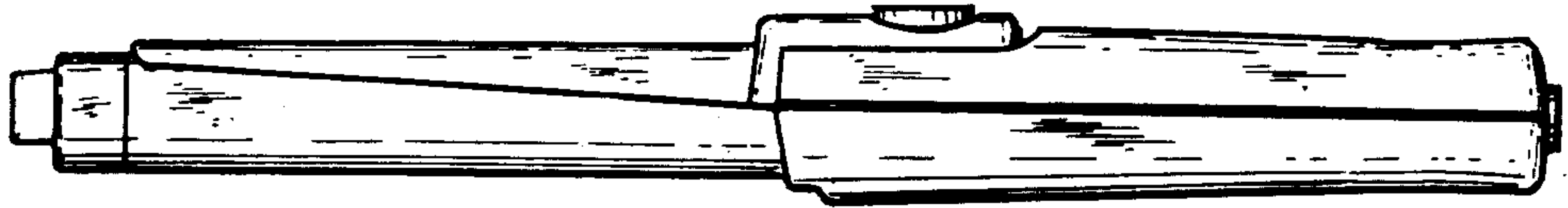


FIG. 2.

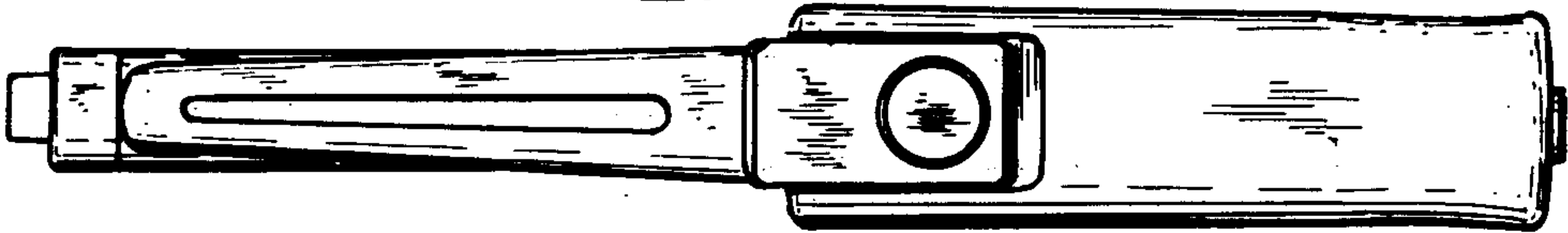


FIG. 3.




FIG. 4.

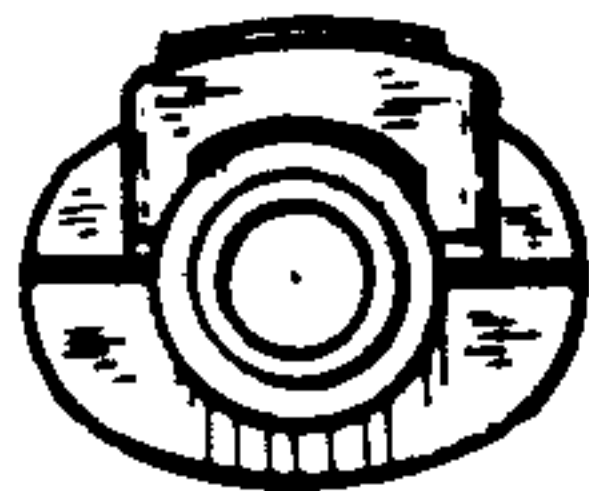


FIG. 5.

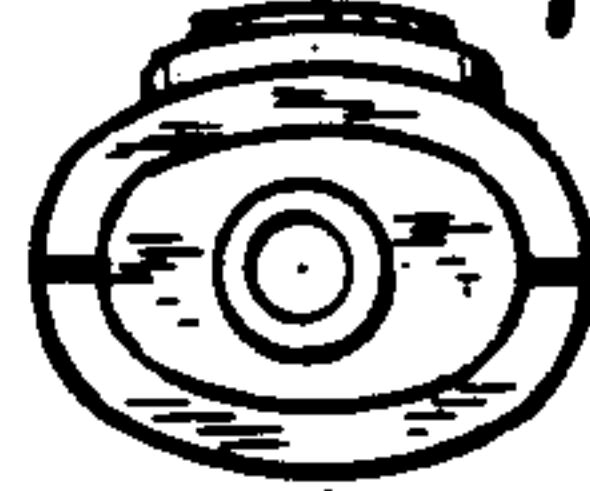


FIG. 6.




FIG. 7.




FIG. 8.



FIG. 9.



FIG. 10.

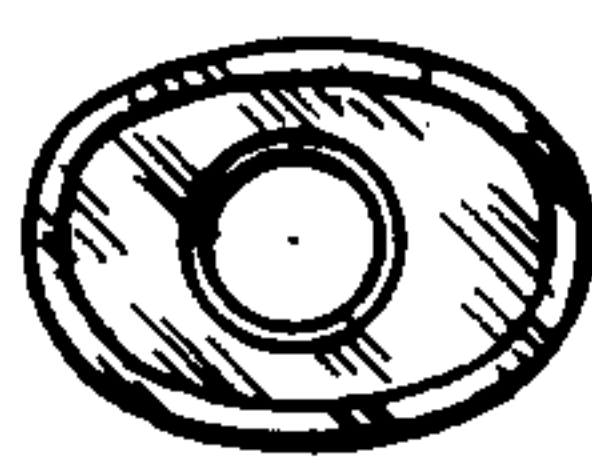


FIG. 11.

