

[54] ROOM HEAT RECIRCULATOR
[76] Inventor: Lawrence G. Montecalvo, 5845
Shafer Rd., Warren, Ohio 44481

[**] Term: 14 Years

[21] Appl. No.: 847,728

[22] Filed: Nov. 2, 1977

[51] Int. Cl. D23-04

[52] U.S. Cl. D23/151

[58] Field of Search D23/139-167;
98/33 R, 33 A, 40 N

4,064,203 12/1977 Cox 98/33 A X
4,136,606 1/1979 Wolbrink 98/33 A
4,152,973 5/1979 Peterson 98/33 A

FOREIGN PATENT DOCUMENTS

2275734 6/1974 France 98/33 A
2296818 12/1974 France 98/33 A

Primary Examiner—James R. Largen
Attorney, Agent, or Firm—Michael Williams

[57] CLAIM

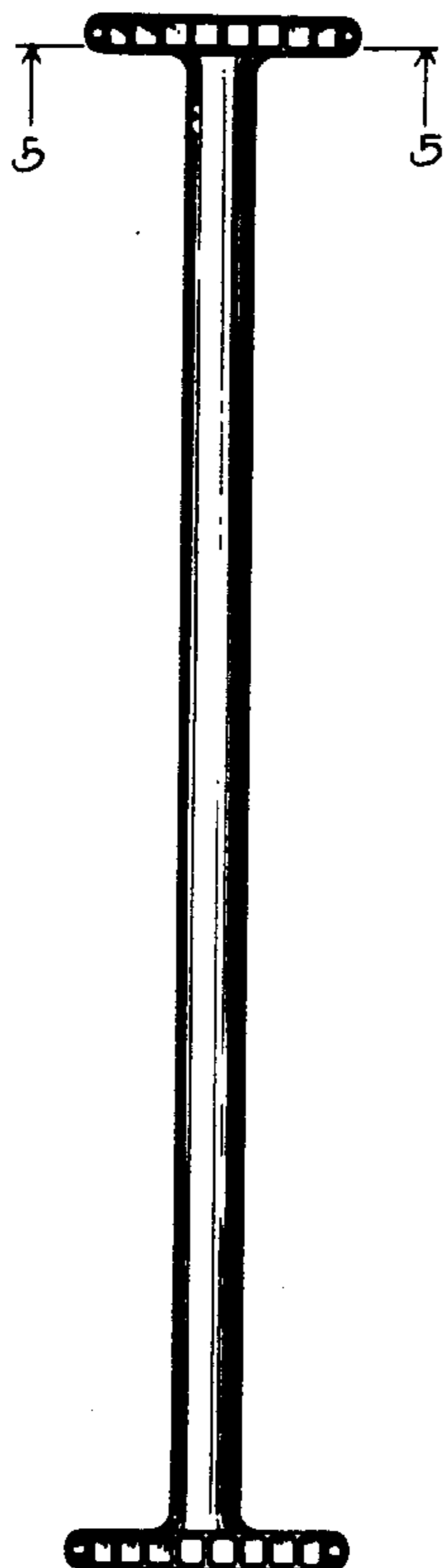
The ornamental design for a room heat recirculator, as shown.

DESCRIPTION

FIG. 1 is a front elevational view of a room heat recirculator, showing my new design;
FIG. 2 is a rear elevational view thereof;
FIG. 3 is a side elevational view thereof, the opposite side being a mirror image of the side shown;
FIG. 4 is a top plan view thereof; the bottom being the same as the top shown; and
FIG. 5 is a cross sectional view taken on line 5—5 of FIG. 1.

[56] References Cited
U.S. PATENT DOCUMENTS

1,170,551 2/1916 Marty 98/29
2,528,650 11/1950 Graham 98/108 X
3,173,353 3/1965 Watkins 98/33 A
3,347,025 10/1967 Wiley 98/33 R
3,750,557 8/1973 Peill et al. 98/33 A
3,827,342 8/1974 Hughes 98/33 A
3,973,479 8/1976 Whiteley 98/33 A
4,053,732 10/1977 Carter 98/33 A X



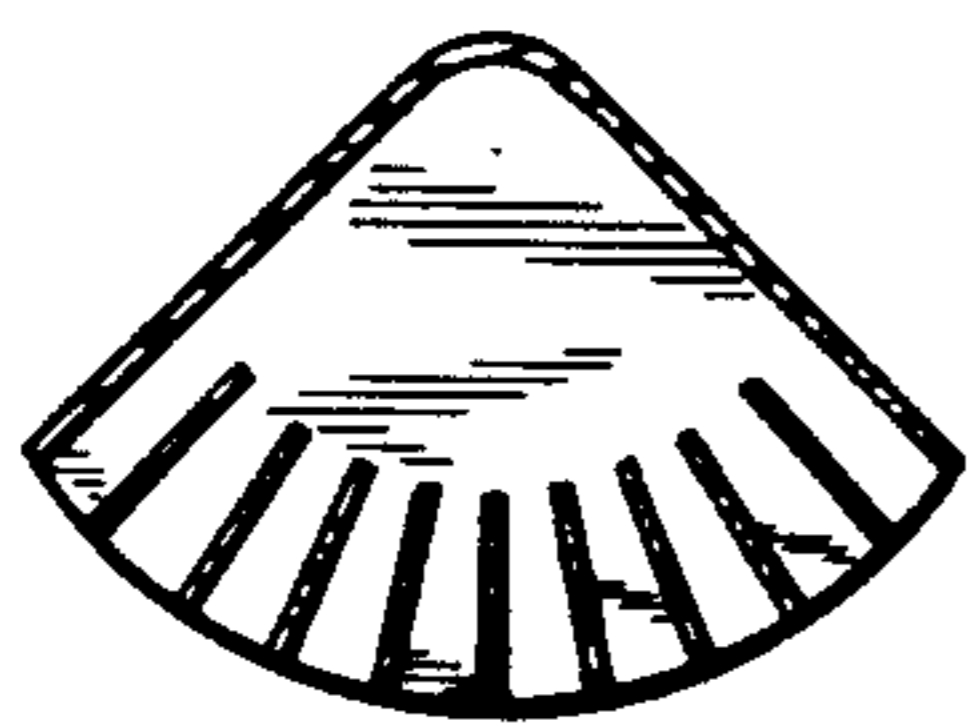


FIG. 5.



FIG. 4.

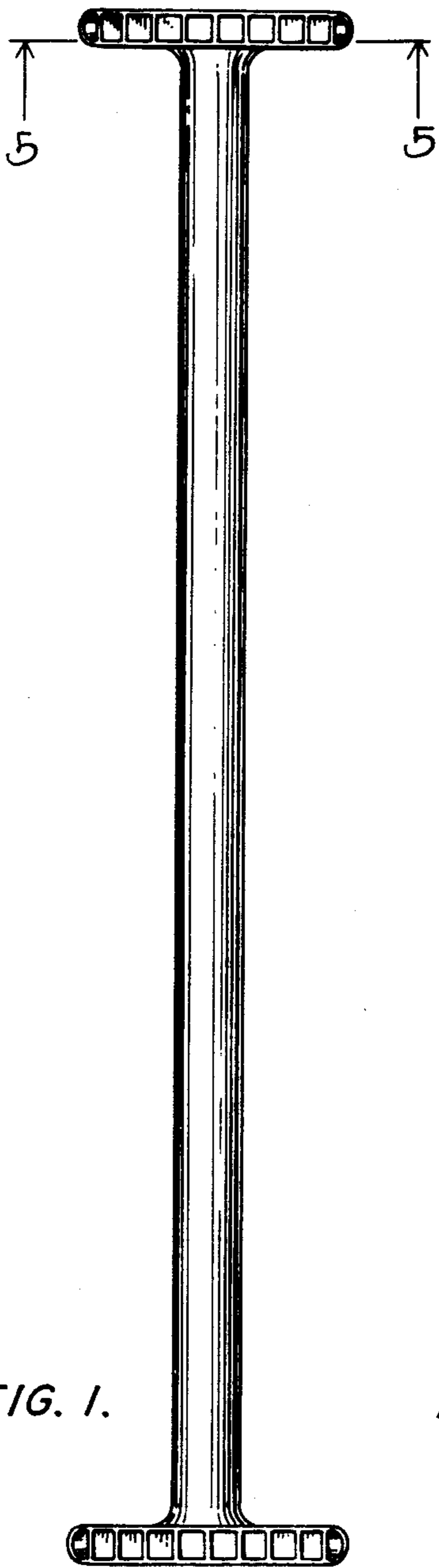


FIG. 1.

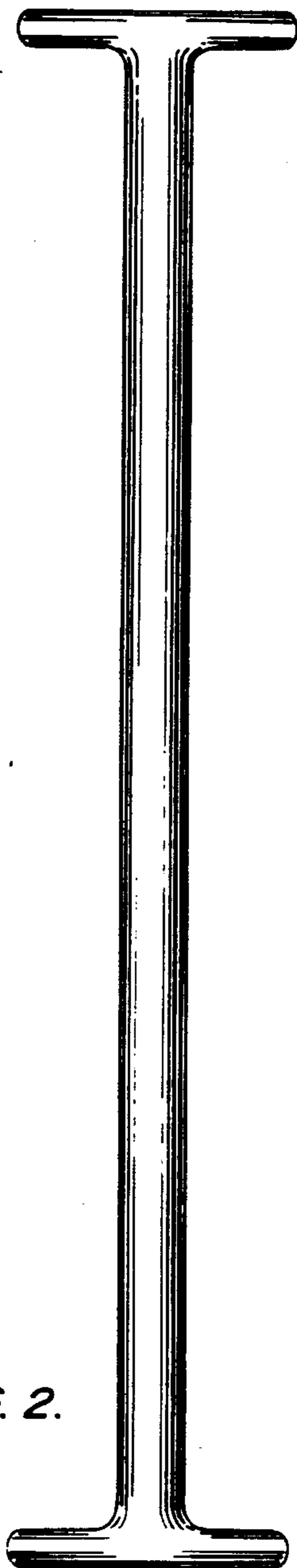


FIG. 2.




FIG. 3.