

[54] COMBINED CUE PROTECTOR AND TIP SCUFFER

[76] Inventor: Richard D. Poliquin, 18951 Newton St., Santa Ana, Calif. 92703

[\*\*] Term: 14 Years

[21] Appl. No.: 888,110

[22] Filed: Mar. 20, 1978

[51] Int. Cl. .... D21-01

[52] U.S. Cl. .... D21/210

[58] Field of Search ..... 273/17, 18, 19, 20, 273/14, 70; D21/232, 210

[56] References Cited

U.S. PATENT DOCUMENTS

1,022,172 4/1912 Benhoff ..... 273/70

Primary Examiner—Melvin B. Feifer

Attorney, Agent, or Firm—Knobbe, Martens, Olson, Hubbard & Bear

[57] CLAIM

The ornamental design for a combined cue protector and tip scuffer, as shown and described.

DESCRIPTION

FIG. 1 is an elevational view showing my new design for a combined cue protector and tip scuffer as attached to the handle section of a cue stick shown in phantom lines for illustrative purposes only; the cue protector and tip scuffer is symmetrical about its longitudinal axis so that top, bottom and both side views would be similar;

FIG. 2 is a left end elevational view thereof; FIG. 3 is a right end elevational view thereof; and FIG. 4 is a longitudinal sectional view taken along lines 4-4 on FIG. 2 showing the configuration of the interior, which is exposed from the right end.




FIG. 1.

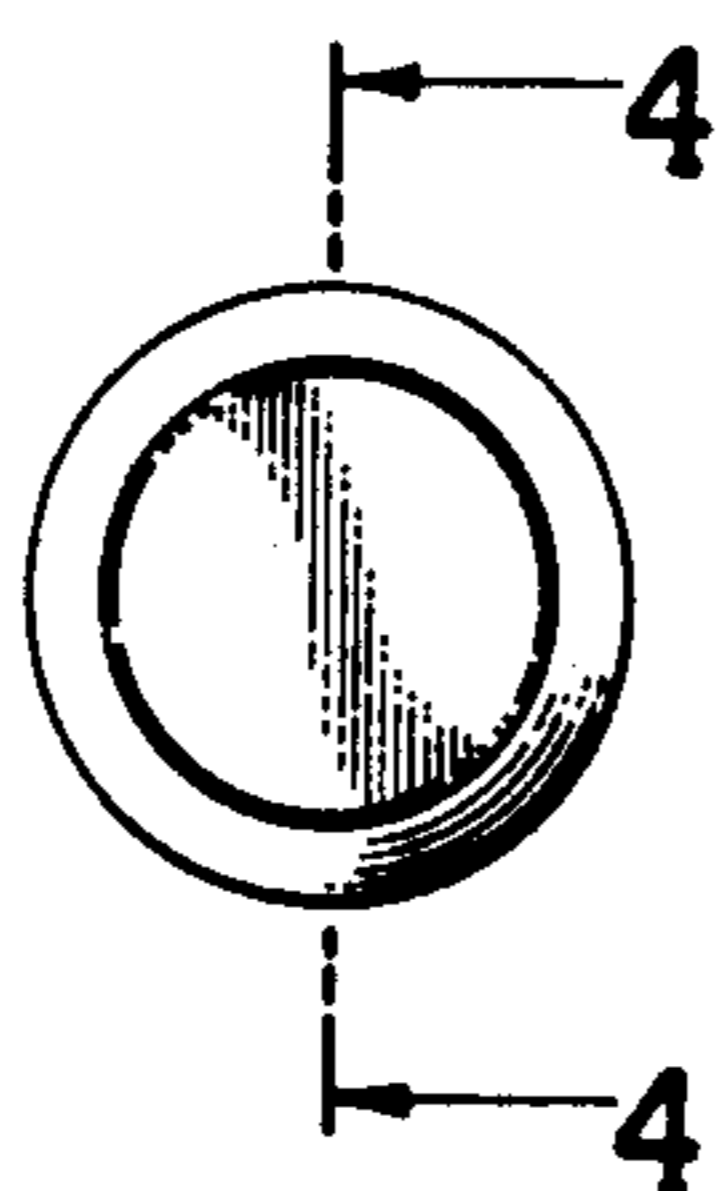



FIG. 2.

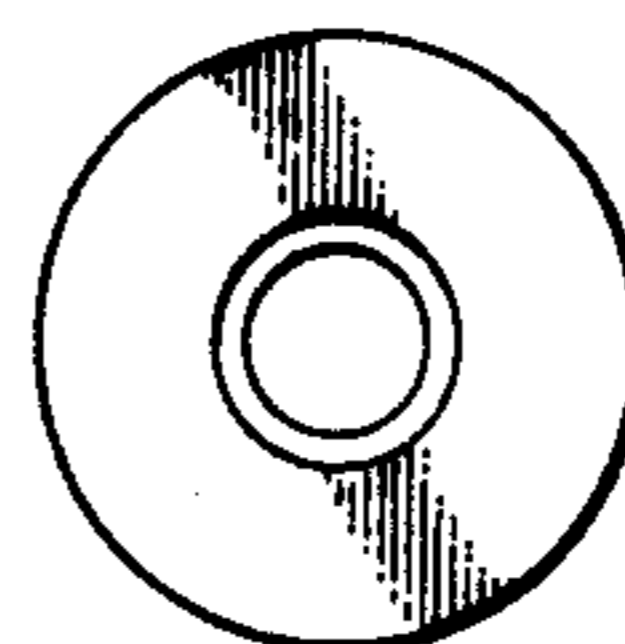


FIG. 3.

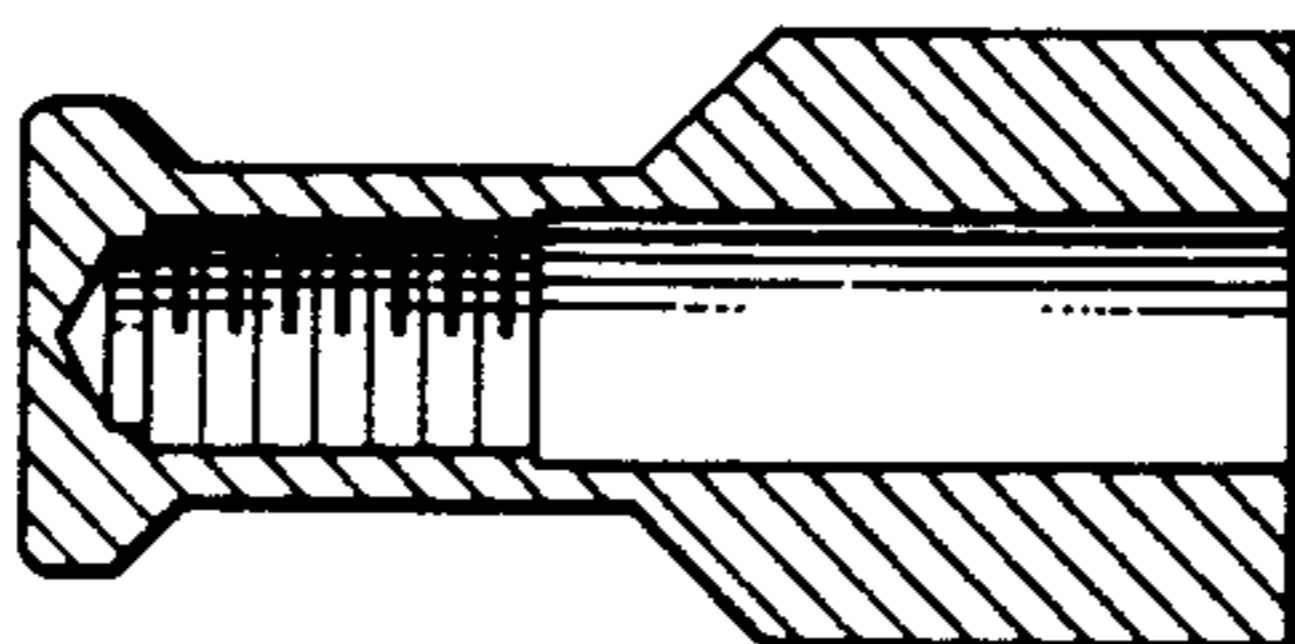


FIG. 4.