

[54] POWER UNIT FOR KITCHEN APPLIANCES

3,385,117 5/1968 Braun ..... 74/16

[75] Inventor: Karl L. Carlsson, Åtvidaberg, Sweden

Primary Examiner—Winifred E. Herrmann  
Attorney, Agent, or Firm—Alfred E. Miller

[73] Assignee: Aktiebolaget Electrolux

[57] CLAIM

[\*\*] Term: 14 Years

The ornamental design for a power unit for kitchen appliances, as shown and described.

[21] Appl. No.: 831,486

DESCRIPTION

[22] Filed: Sep. 8, 1977

FIG. 1 is a top front perspective view taken from the right of a power unit for kitchen appliances showing my new design;

[51] Int. Cl. .... D7-04

[52] U.S. Cl. .... D7/153; D7/158; D15/98

FIG. 2 is a bottom front perspective view taken from the left thereof;

[58] Field of Search ..... D7/153, 154, 155, 156, D7/157, 158, 159, 160, 41; D15/98, 99, 100, 101, 92; 74/15.2, 16

FIG. 3 is a perspective view similar to FIG. 1 with the lower bracket swung into fully open position;

FIG. 4 is a perspective view similar to FIG. 2 with the lower bracket swung into fully open position;

[56] References Cited



U.S. PATENT DOCUMENTS

D. 86,497	3/1932	Tripke	.....	D7/160
D. 137,946	5/1944	Doner	.....	D7/159
D. 195,424	6/1963	Cabell et al.	.....	D7/159
2,727,395	12/1955	White	.....	74/16
3,222,939	12/1965	Staeger	.....	D7/160 X



FIG. 5 is a perspective view similar to FIG. 1 with the upper and lower brackets in a fully open and aligned position; and

FIG. 6 is a perspective view similar to FIG. 2 with the upper and lower brackets in a fully open and aligned position.

The rear view is plane and unornamented.




*Fig. 1.*





*Fig. 2.*

*Fig. 3.*



*Fig. 4.*



*Fig. 5.*

*Fig. 6.*

