

[54] DRAFTING PARALLEL

[76] Inventor: Mark B. Dundore, 12 Westbrook Dr., Akron, Pa. 17501

[\*\*] Term: 14 Years

[21] Appl. No.: 853,628

[22] Filed: Nov. 21, 1977

[51] Int. Cl. .... D19-06

[52] U.S. Cl. .... D19/35

[58] Field of Search ..... D19/35, 36, 37; D10/65; 33/32 R, 32 C, 41 R, 80-81, 75, 109

[56] References Cited

U.S. PATENT DOCUMENTS

2,234,467 3/1941 De Lisle ..... 33/109

OTHER PUBLICATIONS

Post Professional Drafting Rm. Eq. Cat., 1969, p. 78, Item #1704.

Primary Examiner—Joel Stearman  
Assistant Examiner—George P. Word  
Attorney, Agent, or Firm—John B. Mitchell

[57] CLAIM

The ornamental design for a drafting parallel, as shown and described.

DESCRIPTION

FIG. 1 is a top plan view of a drafting parallel showing my new design, an intermediate portion being broken away to indicate intermediate length; FIG. 2 is a bottom plan view thereof; FIG. 3 is the side elevational view thereof; FIG. 4 is the end elevational view thereof; and FIG. 5 is a cross-sectional view taken along line 5—5 of FIG. 3.



Fig. 1

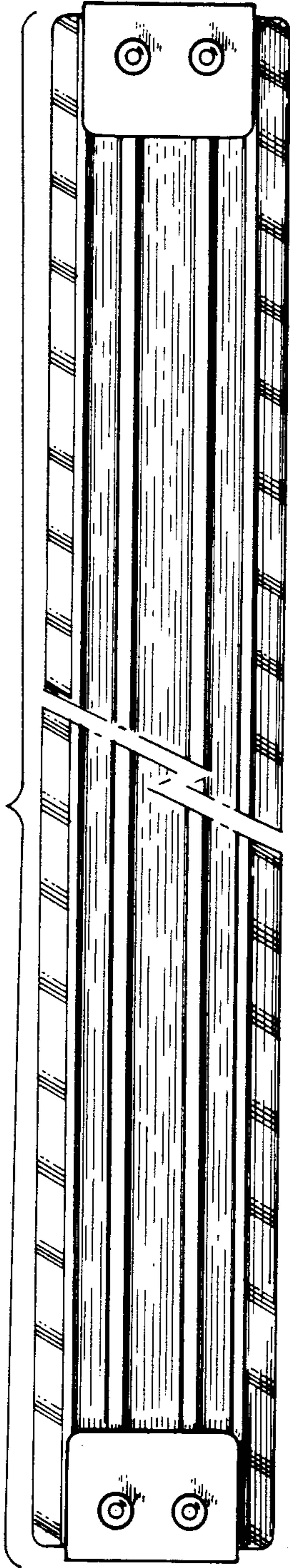


Fig. 5

Fig. 2




Fig. 3

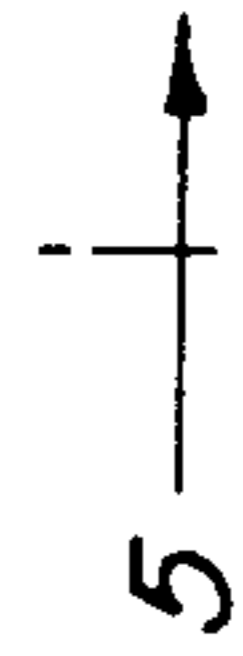


Fig. 4

