

[54] BANJO RESONATOR FLANGE

[76] Inventor: Geoffrey H. Stelling, 8815 Kenwood Dr., Spring Valley, Calif. 92077

[\*\*] Term: 14 Years

[21] Appl. No.: 791,593

[22] Filed: Apr. 27, 1977

[51] Int. Cl. .... D17-03

[52] U.S. Cl. .... D17/20

[58] Field of Search ..... D56/1 R, 1 A; 84/269, 84/270; D25/74, 79; D17/14, 19, 20

[56] References Cited

U.S. PATENT DOCUMENTS

3,921,492 11/1975 Stelling ..... 84/269

OTHER PUBLICATIONS

Handbook of Designs & Motifs, ©'50, Tudor Pub'ng,

Co., N.Y., p. "122," right most row, 2nd from top design.

Designs, Borders, Backgrounds, Tints & Patterns, Ed, H. B. Coffin, ©'51, p. 36, lower left corner border.

Primary Examiner—Joel Stearman

Assistant Examiner—Jane E. Corrigan

Attorney, Agent, or Firm—William F. Frank

[57] CLAIM

The ornamental design for a banjo resonator flange, as shown and described.

DESCRIPTION


FIG. 1 is a top plan view of a banjo resonator flange showing my new design;


FIG. 2 is a sectional view taken along arrows 2—2 in FIG. 1;

FIG. 3 is a bottom plan view;


FIG. 4 is a front elevation view, the right and left sides being substantially identical; and

FIG. 5 is a rear elevation view.

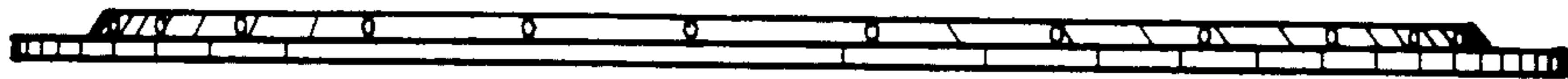





**FIG. 1**



**FIG. 2**



**FIG. 4**



**FIG. 3**



**FIG. 5**