

[54] EMERGENCY FLASHER

3,916,378 10/1975 Kennedy 340/107 X

[76] Inventors: William H. Sexton; Judy C. Sexton, both of 2675 Elliott Ave., Columbus, Ohio 43204

FOREIGN PATENT DOCUMENTS

1418415 12/1975 United Kingdom 40/592

[**] Term: 14 Years

Primary Examiner—Susan J. Lucas
Attorney, Agent, or Firm—Millard, Cox & Smith

[21] Appl. No.: 907,243

[57] CLAIM

[22] Filed: May 17, 1978

The ornamental design for an emergency flasher, as shown and described.

[51] Int. Cl. D10—06; D26—06

[52] U.S. Cl. D10/114; D48/32 R

[58] Field of Search D48/32 R; D10/114; D20/10; 362/61, 62, 217, 223, 224, 227, 262, 282, 311, 362, 367, 368, 372, 374; 340/50, 74, 81 R, 84, 87, 88, 89, 90, 92, 107; 40/564, 572, 591, 592, 593

DESCRIPTION


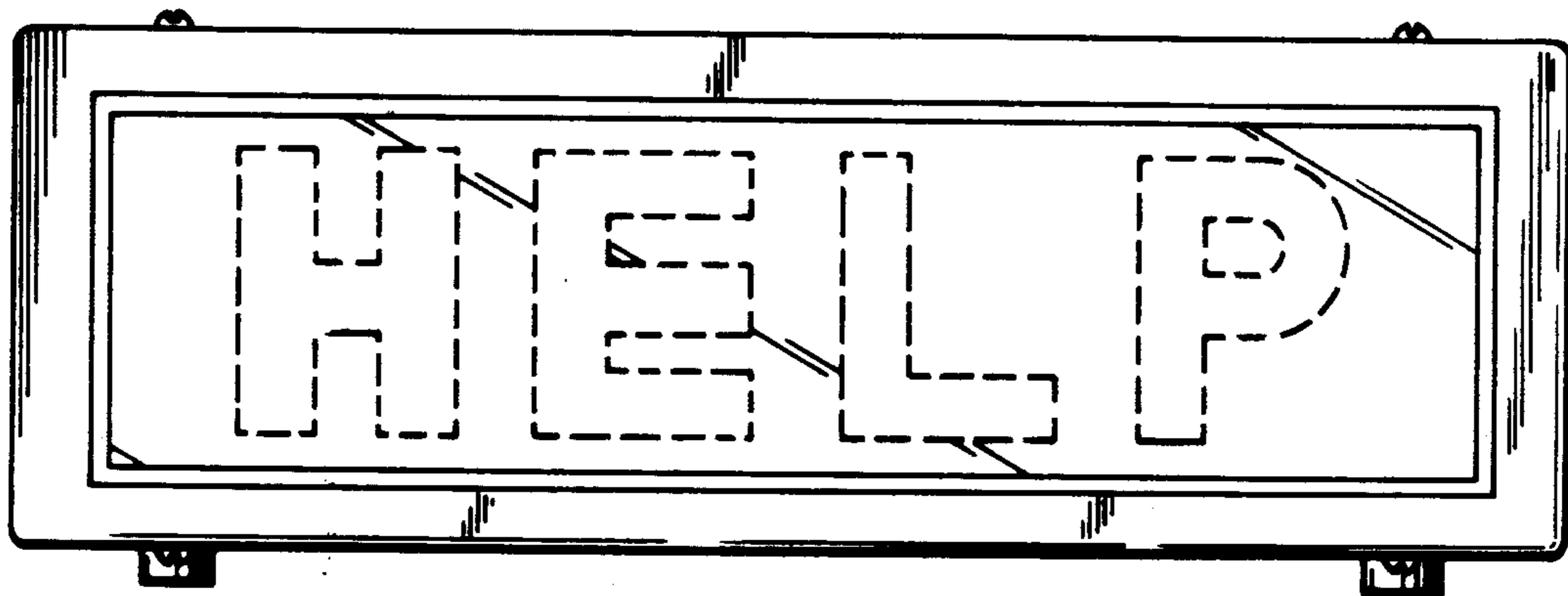
FIG. 1 is a front elevational view of the emergency flasher showing our new design; FIG. 2 is a top view of the emergency flasher of FIG. 1; FIG. 3 is a rear view of the emergency flasher of FIG. 1; FIG. 4 is a bottom view of the emergency flasher of FIG. 1; and FIG. 5 is a right side view of the emergency flasher of FIG. 1.

The indicia shown in broken lines in FIG. 1 is for illustrative purposes only.

[56] References Cited

U.S. PATENT DOCUMENTS

1,408,597	3/1922	Helvey	340/84 X
1,717,738	6/1929	Schwarz	40/564 X
3,797,151	3/1974	Dexter	40/592



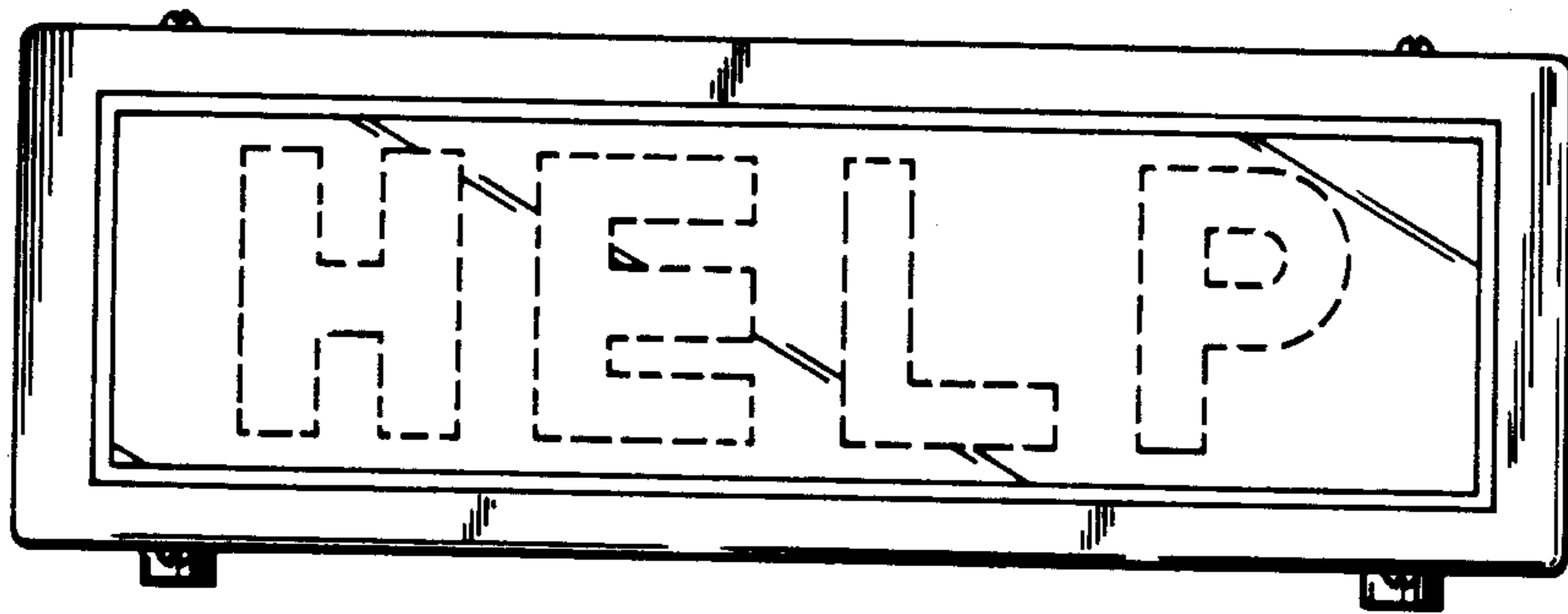


FIG. 1




FIG. 2




FIG. 3

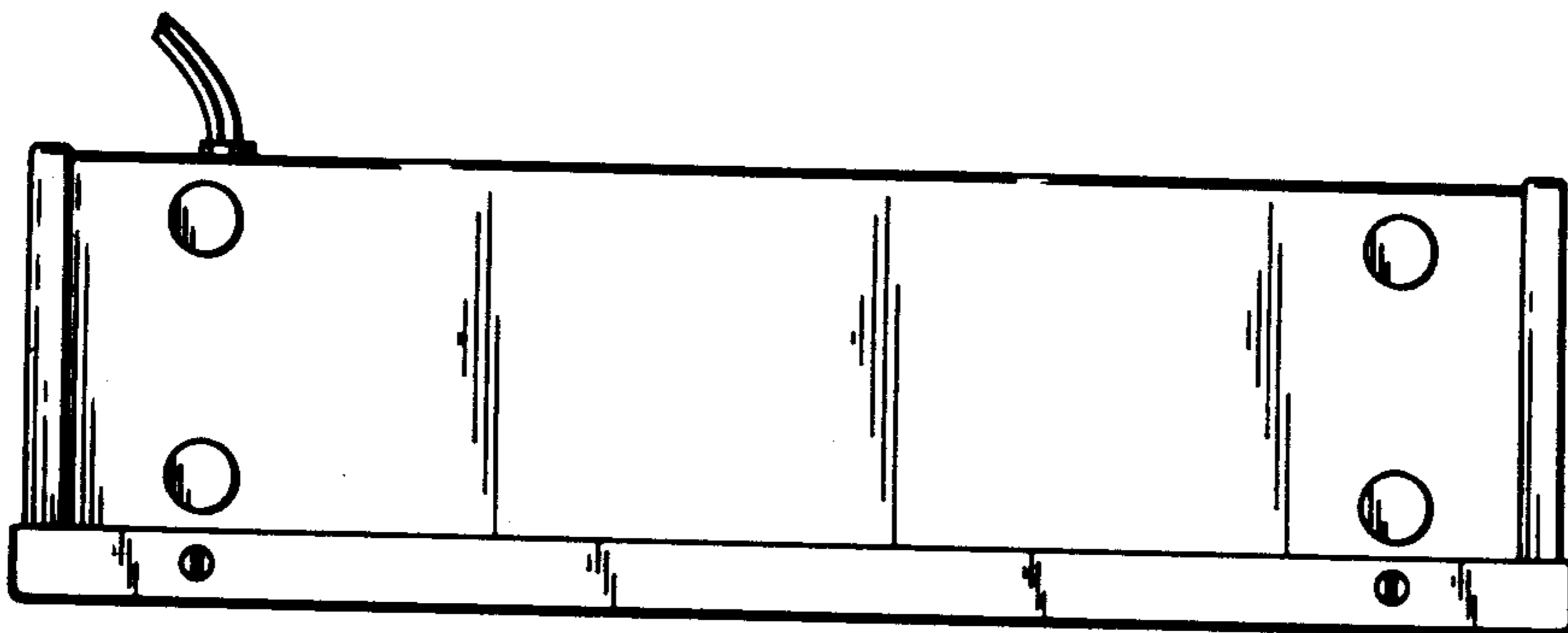


FIG. 4

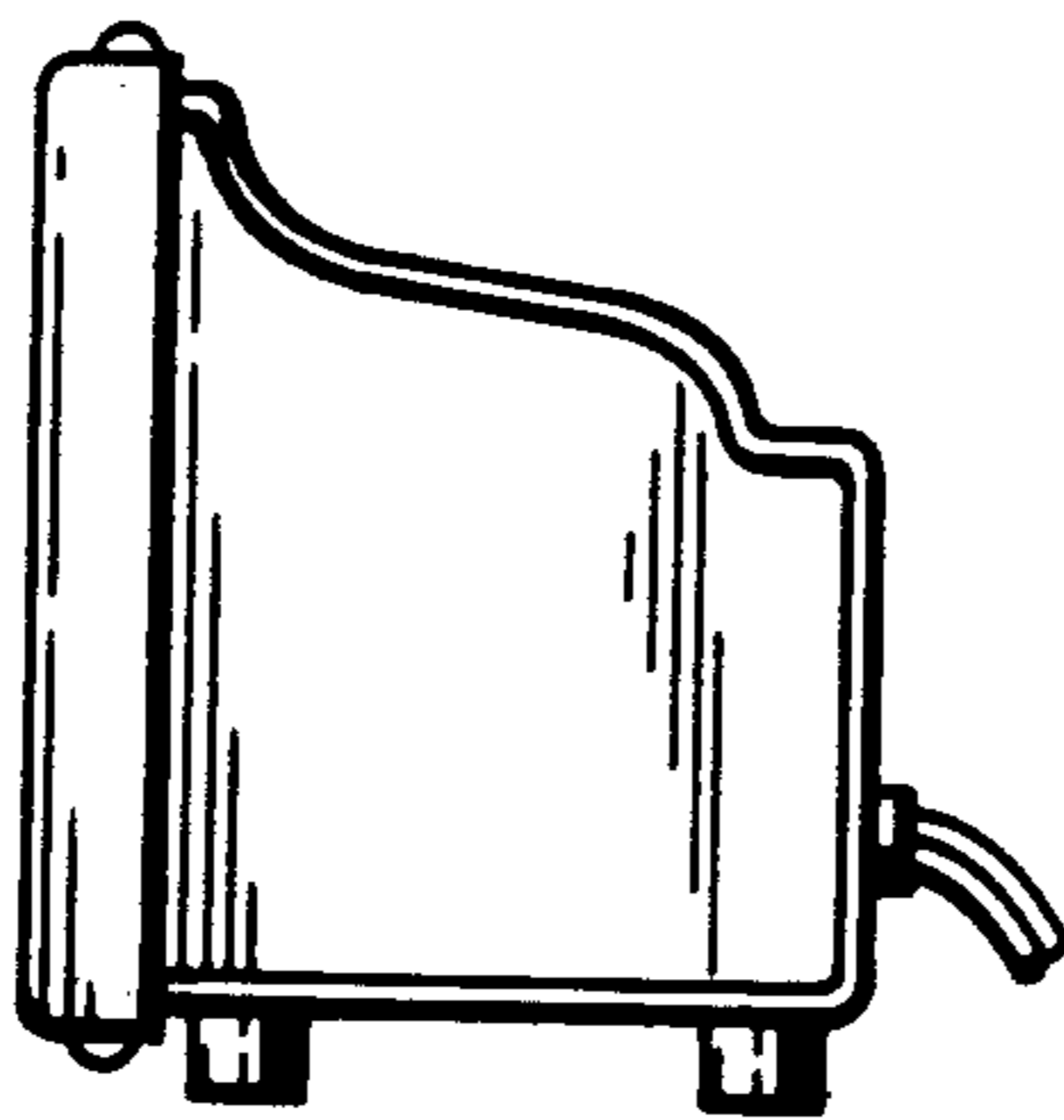


FIG. 5