

[54] CAP NUT  
 [75] Inventor: Toru Ono, Izumi, Japan  
 [73] Assignee: Kabushiki Kaisha Izumi Seisakusho, Osaka, Japan  
 [\*\*] Term: 14 Years  
 [21] Appl. No.: 829,280  
 [22] Filed: Aug. 31, 1977

D. 208,429 8/1967 Holliday ..... D8/385  
 D. 242,219 11/1976 Ono ..... D8/397  
 379,214 3/1888 Firth et al. .... 85/35  
 4,018,133 4/1977 Chaivre et al. .... 85/53

Primary Examiner—Wallace R. Burke  
 Assistant Examiner—B. J. Bullock  
 Attorney, Agent, or Firm—J. Y. Houghton

[57] CLAIM

The ornamental design for a cap nut, as shown and described.

Related U.S. Application Data

[62] Division of Ser. No. 682,899, May 4, 1976, Pat. No. D. 247,698.

[51] Int. Cl. .... D8-08

[52] U.S. Cl. .... D8/397

[58] Field of Search ..... D8/397; 85/32 R, 32.1, 85/35, 53-56, 45

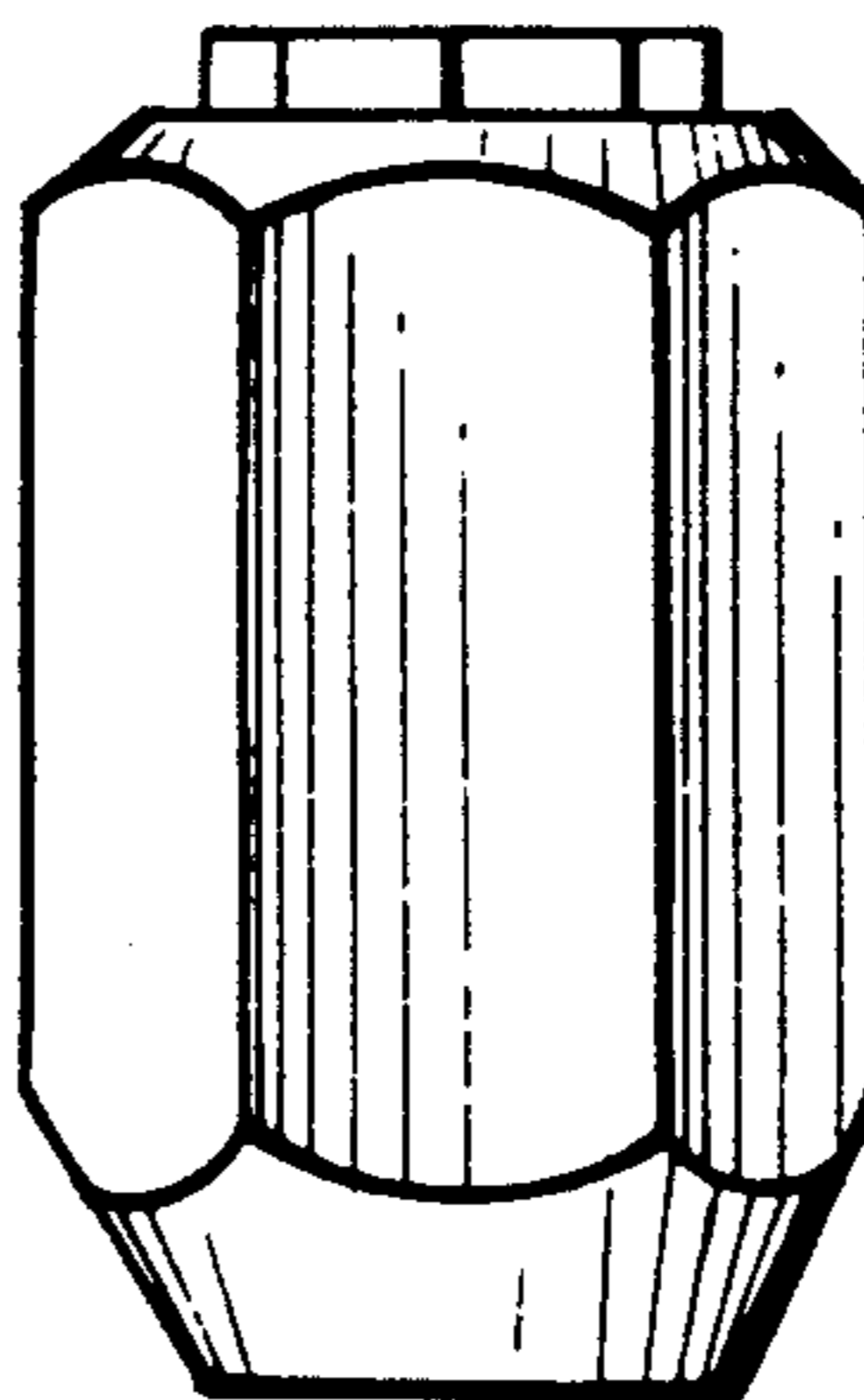

DESCRIPTION

FIG. 1 is a top plan view of a cap nut bearing my new design;  
 FIG. 2 is an elevational view of FIG. 1;  
 FIG. 3 is a sectional view taken in the direction of the central vertical plane;  
 FIG. 4 is a top plan view of a second embodiment of the design of FIG. 1;  
 FIG. 5 is an elevational view of FIG. 4;  
 FIG. 6 is a sectional view taken in the direction of the central vertical plane.


References Cited

U.S. PATENT DOCUMENTS

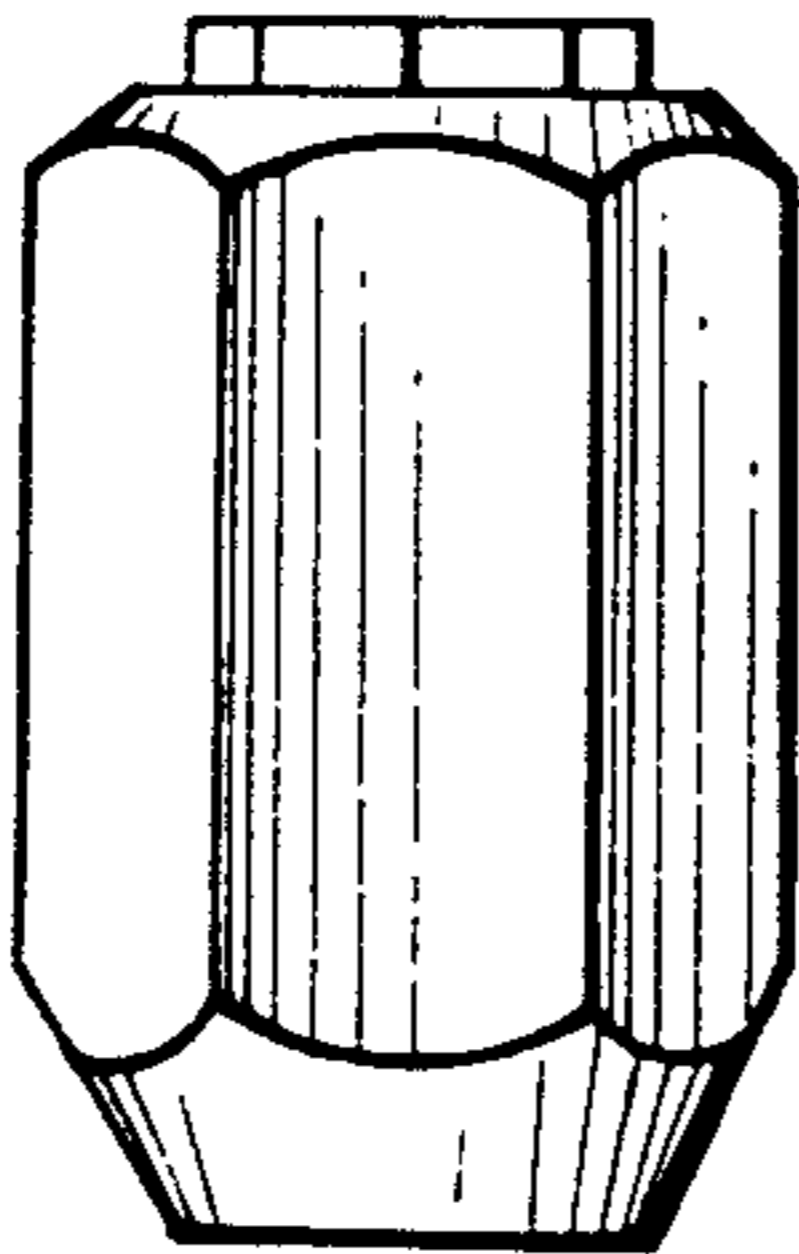
D. 3,883 3/1870 Field ..... 85/53



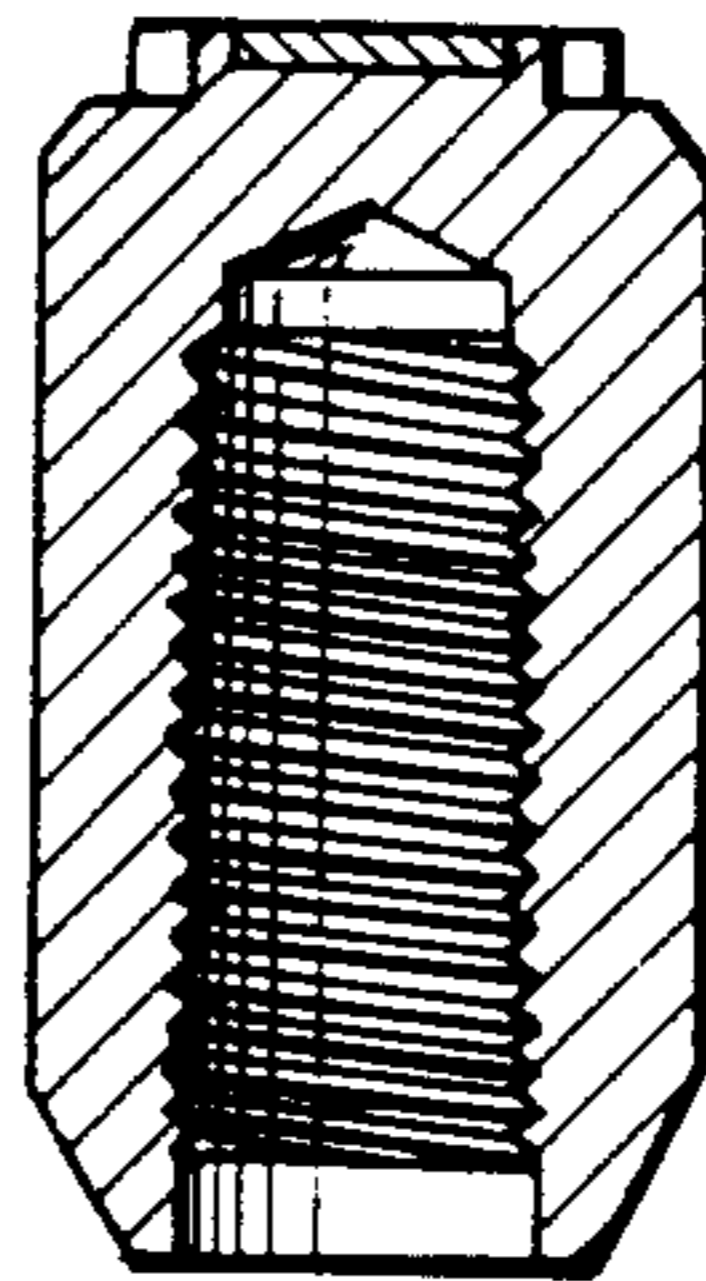
*Fig. 1.*




*Fig. 2.*



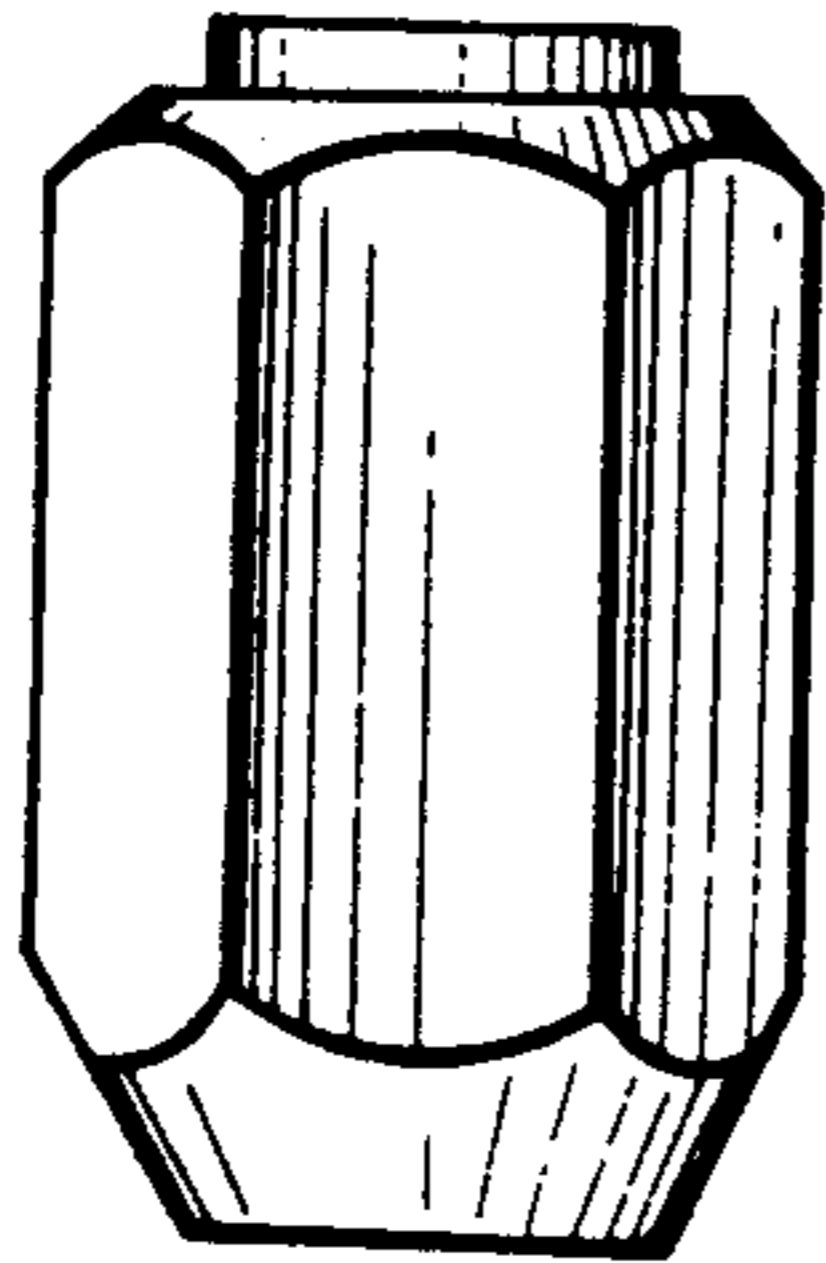
*Fig. 3.*



*Fig. 4.*



*Fig. 5.*



*Fig. 6.*

