

[54] ILLUMINATED SIGN WITH CHANNELS FOR MOVEABLE CHARACTER PLATES

[76] Inventor: **Ralph Kutschmende**, 395 Manhattan Ave., Brooklyn, N.Y. 11211

[\*\*] Term: **14 Years**

[21] Appl. No.: **804,550**

[22] Filed: **Jun. 8, 1977**

[51] Int. Cl. .... **D20-03**  
[52] U.S. Cl. .... **D20/10**  
[58] Field of Search ..... **D96/12 R, 12 A; 40/446, 40/489, 490, 491, 541, 542, 549, 564, 575, 576, 618; D20/10, 12, 19, 41, 42**

[56] **References Cited**

**U.S. PATENT DOCUMENTS**

D. 247,330	2/1978	Kutschmende	.....	D96/12 R
1,258,146	3/1918	Russell	.....	40/618
1,644,742	10/1927	Moynihan	.....	40/618 X
3,742,633	7/1973	Palm	.....	40/618 X

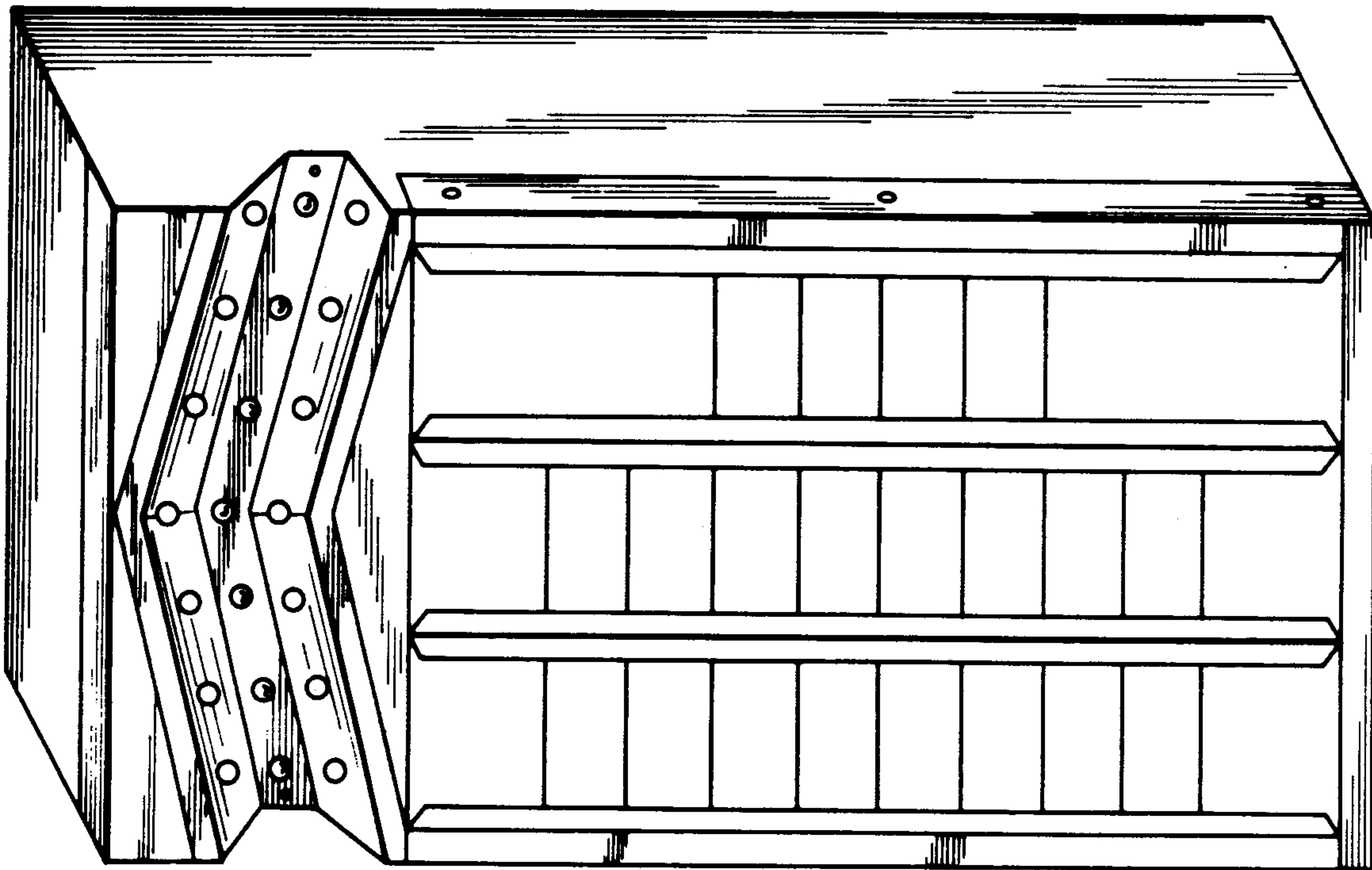
*Primary Examiner*—Bernard Ansher  
*Assistant Examiner*—Catherine Kemper

[57] **CLAIM**

The ornamental design for an illuminated sign with channels for moveable character plates, as shown and described.

**DESCRIPTION**

FIG. 1 is a front perspective view of an illuminated sign with channels for moveable character plates showing my design;  
FIG. 2 is a top plan view thereof;  
FIG. 3 is a right side elevational view thereof;  
FIG. 4 is a rear elevational view thereof.






FIG. 3

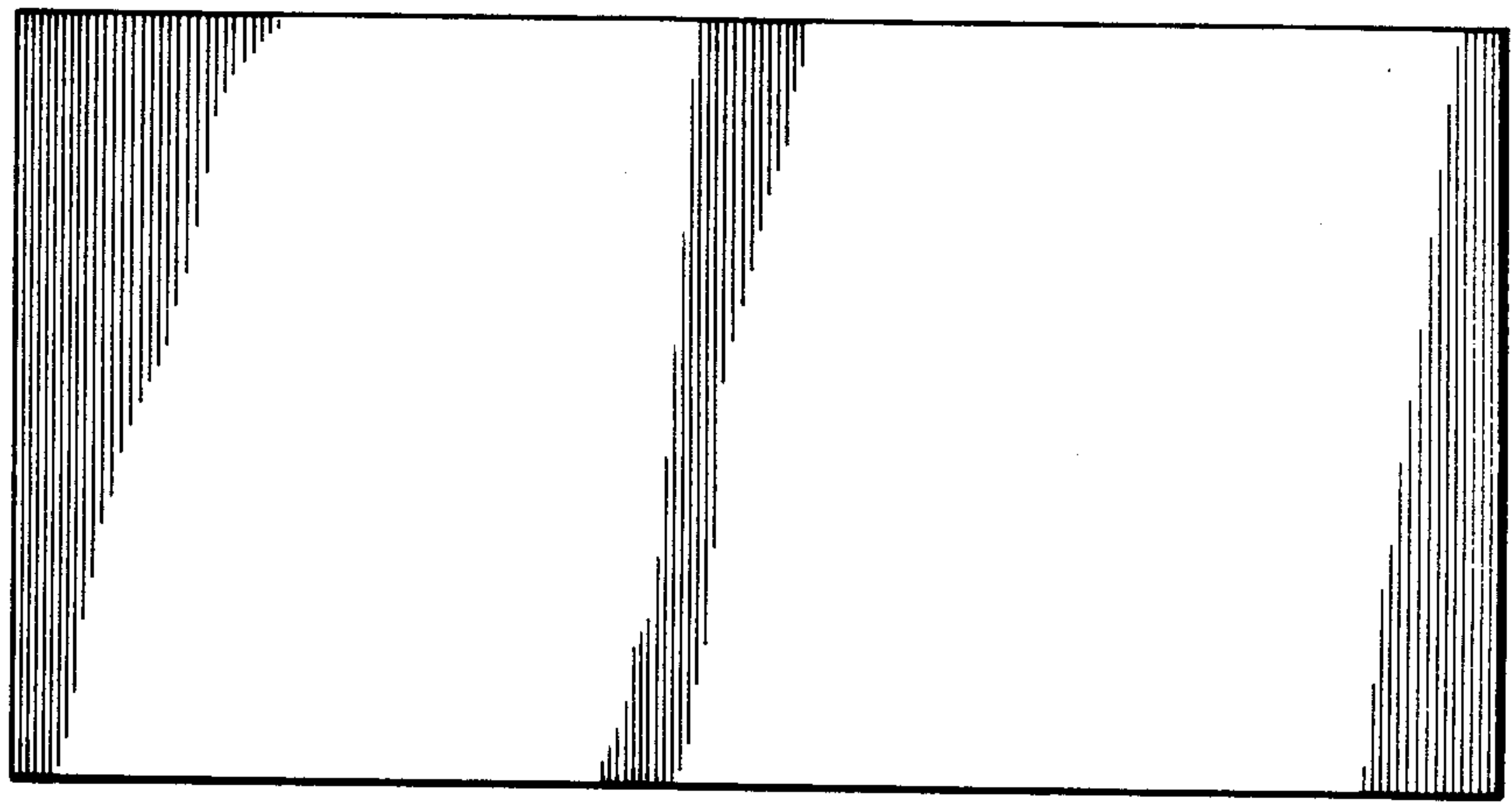


FIG. 4




FIG. 2

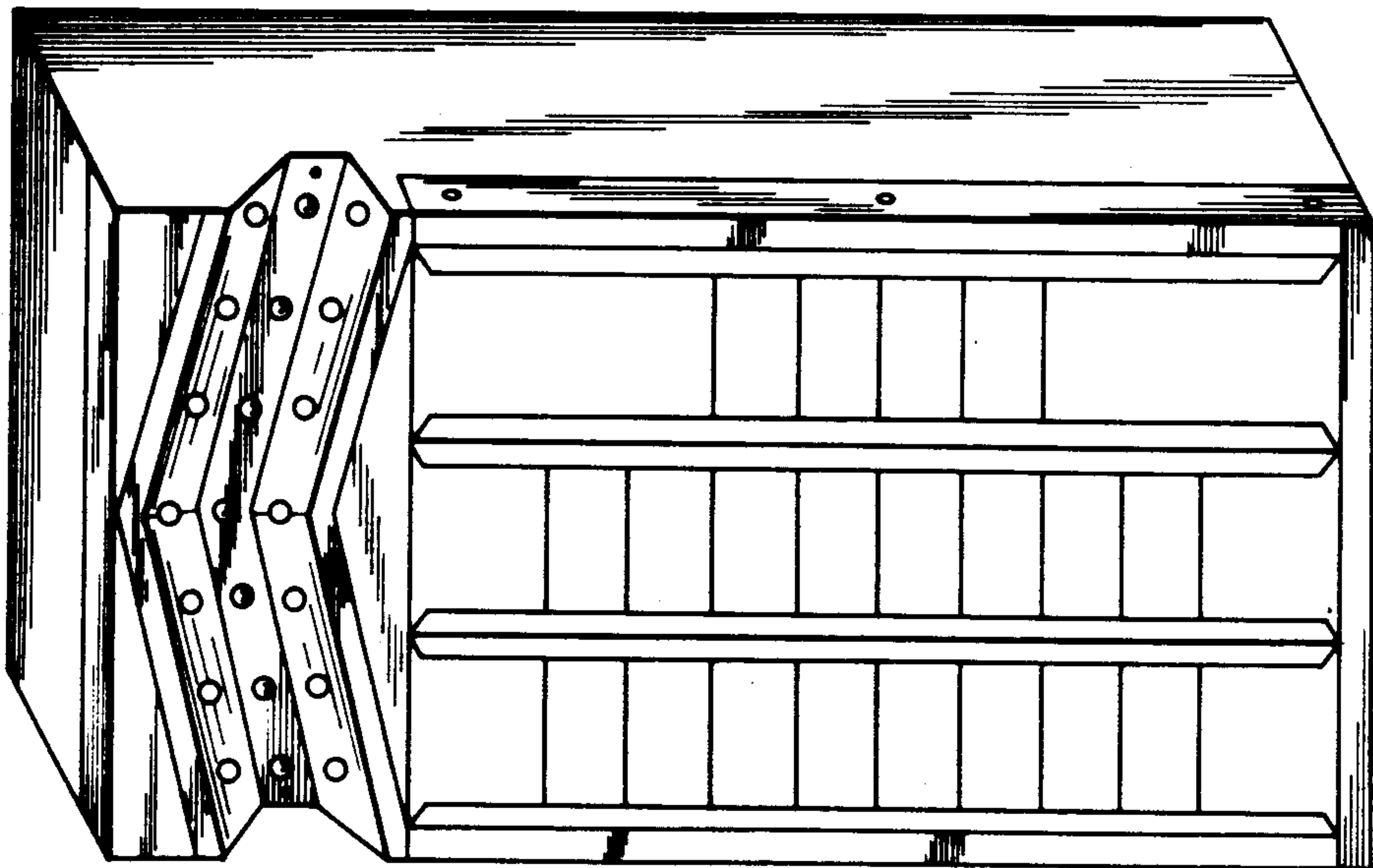


FIG. 1