

[54] SLIDING HIDEAWAY KEYBOARD

[75] Inventors: Donald M. Genaro, Haworth; Rembert R. Stokes, Middletown, both of N.J.; Gordon E. Sylvester, Jamaica, N.Y.

[73] Assignee: Bell Telephone Laboratories, Incorporated, Murray Hill, N.J.

[\*\*] Term: 14 Years

[21] Appl. No.: 889,604

[22] Filed: Mar. 23, 1978

[51] Int. Cl. .... D18-01; D14-02; D14-03

[52] U.S. Cl. .... D18/12; D14/40; D14/53

[58] Field of Search ..... D14/40-51, D14/52, 53, 58, 59, 62, 66, 85; 364/706, 707, 708, 709; D10/103; D18/2, 6, 7, 11, 12; 200/5 R, 5 A, 5 C; 179/90 BB, 90 BD, 90 BS, 90 K, 90 AD; 340/365 R

[56] References Cited

U.S. PATENT DOCUMENTS

3,940,758 2/1976 Margolin ..... 200/5 A X

FOREIGN PATENT DOCUMENTS

953078 3/1964 United Kingdom ..... 179/90 K

OTHER PUBLICATIONS

Electronics, 12-11-9175, p. 22, Dana Series 9000, Microprocessing Timer/Counter Keyboard.

Primary Examiner—Susan J. Lucas  
Attorney, Agent, or Firm—Erwin W. Pfeifle

[57] CLAIM

The ornamental design of a sliding hideaway keyboard, substantially as shown and described.

DESCRIPTION

FIG. 1 is a top-right perspective view of a sliding hideaway keyboard showing the new design in an open position;

FIG. 2 is a top view of the new sliding hideaway keyboard design in the open position;

FIG. 3 is a left-side edge elevational view of the sliding hideaway keyboard design in the open position;

FIG. 4 is a front elevational view of the sliding hideaway keyboard in the open position; and

FIG. 5 is a top-right perspective view of the sliding hideaway keyboard in the closed position.




FIG. 1




FIG. 2

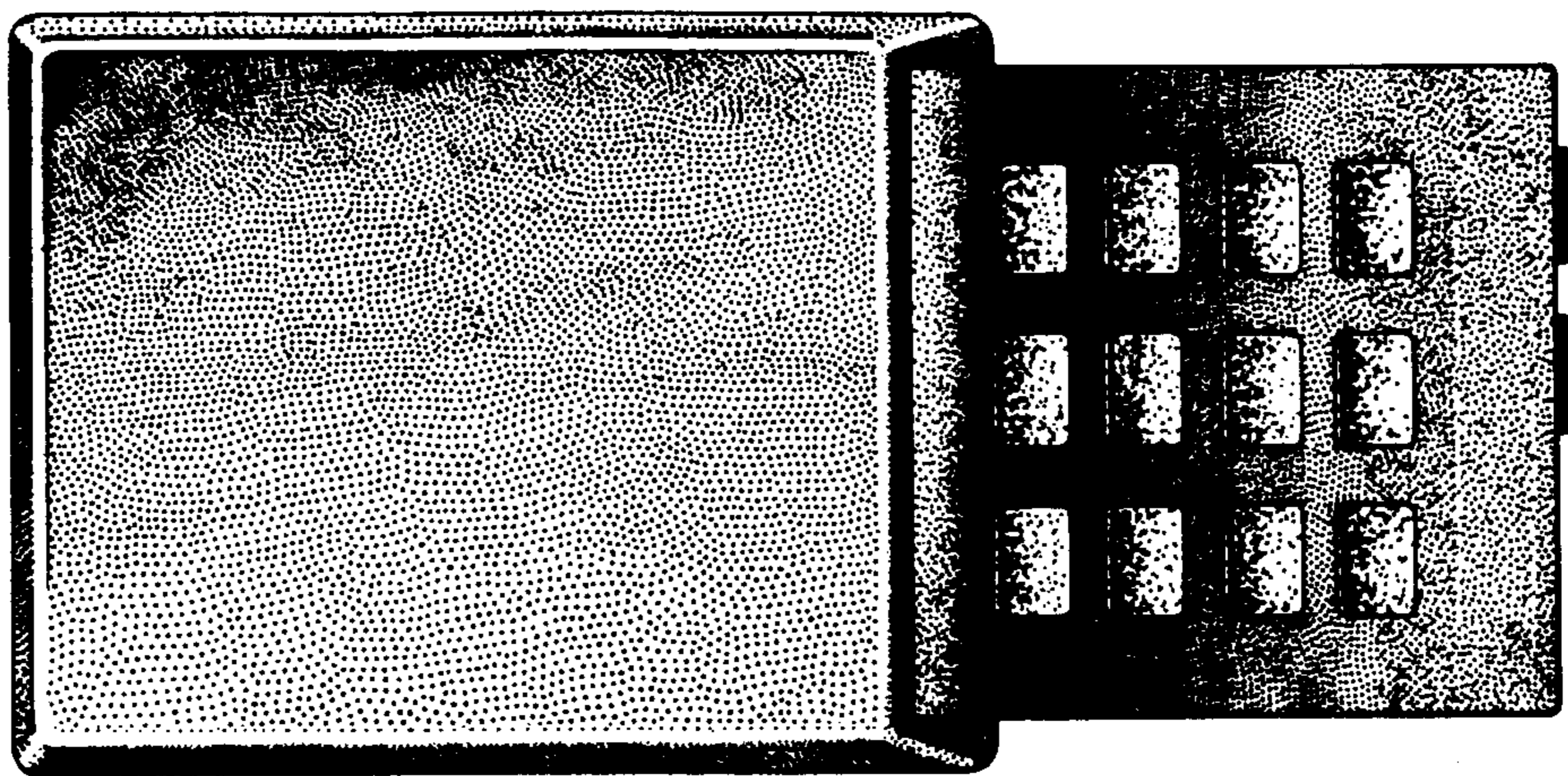


FIG. 3

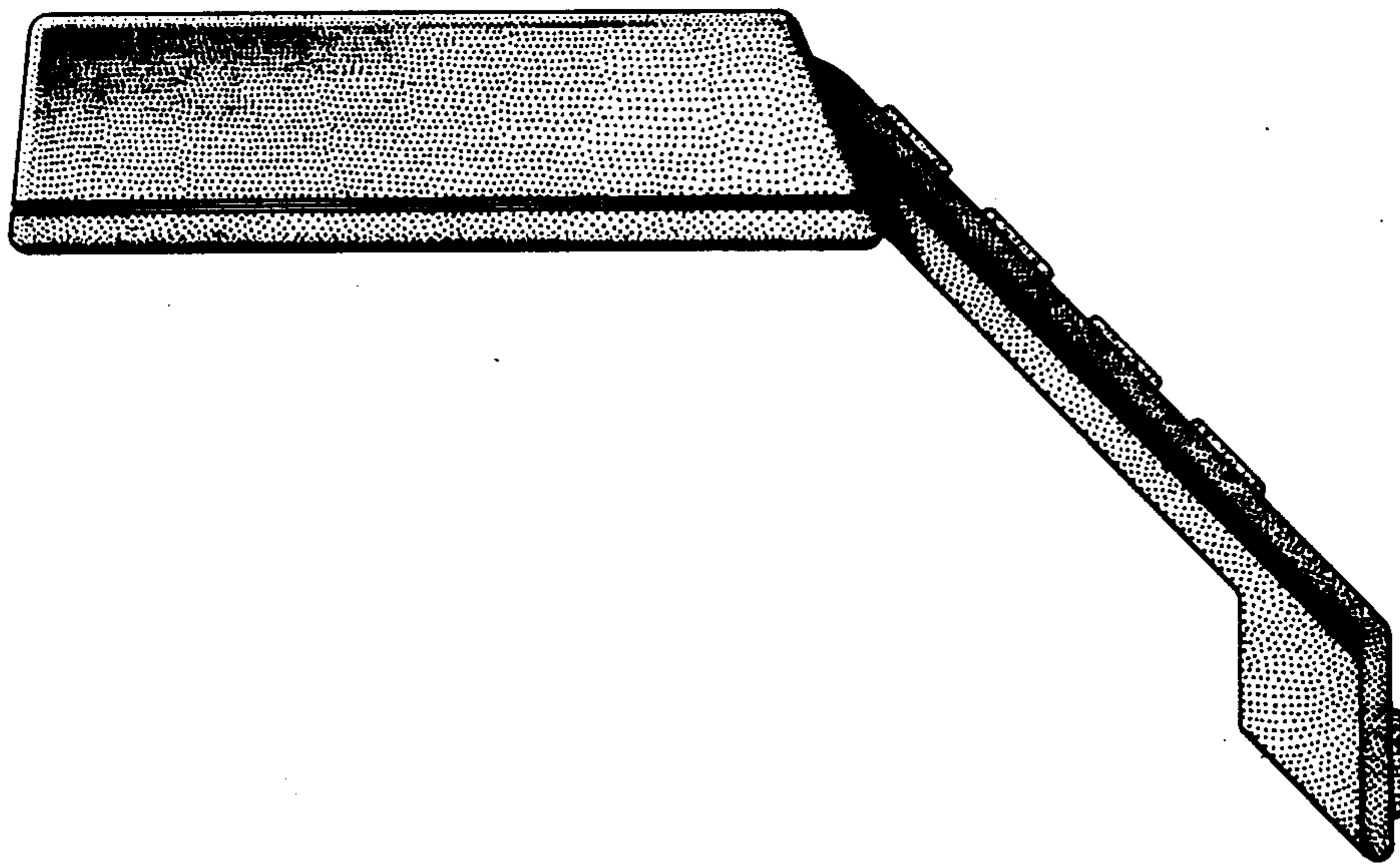


FIG. 4




FIG. 5

