

[54] SANDAL

[76] Inventors: Gary V. Corcoran, Box 340, Naselle, Wash. 98638; John R. Reed, 101 SE. 88th Ave., Vancouver, Wash. 98664

[**] Term: 14 Years

[21] Appl. No.: 858,300

[22] Filed: Dec. 7, 1977

[51] Int. Cl. D2-04

[52] U.S. Cl. D2/270; D11/81; D2/279

[58] Field of Search D2/270, 273, 278, 279, D2/290-294, 298, 324; D3/44, 65; 36/11.5, 7.5, 8.1, 4, 9 K, 10; D1/2-3, 24, 26

[56]

References Cited

U.S. PATENT DOCUMENTS

| | | | |
|------------|---------|---------------|---------|
| D. 174,551 | 4/1955 | Gustin | D2/270 |
| D. 189,716 | 2/1961 | Kurata | D2/270 |
| D. 242,297 | 11/1976 | Ortega | D3/65 |
| 2,947,095 | 8/1960 | Miyachi | 36/11.5 |

Primary Examiner—Nelson C. Holtje
Attorney, Agent, or Firm—Kenneth S. Klarquist


[57]

CLAIM

The ornamental design for a sandal, as shown.

DESCRIPTION

FIG. 1 is a right front perspective view of a sandal showing our new design;
FIG. 2 is a top plan view thereof;
FIG. 3 is a bottom plan view thereof;
FIG. 4 is a right side elevational view thereof;
FIG. 5 is a left side elevational view thereof;
FIG. 6 is a front elevational view thereof; and
FIG. 7 is a rear elevational view thereof.



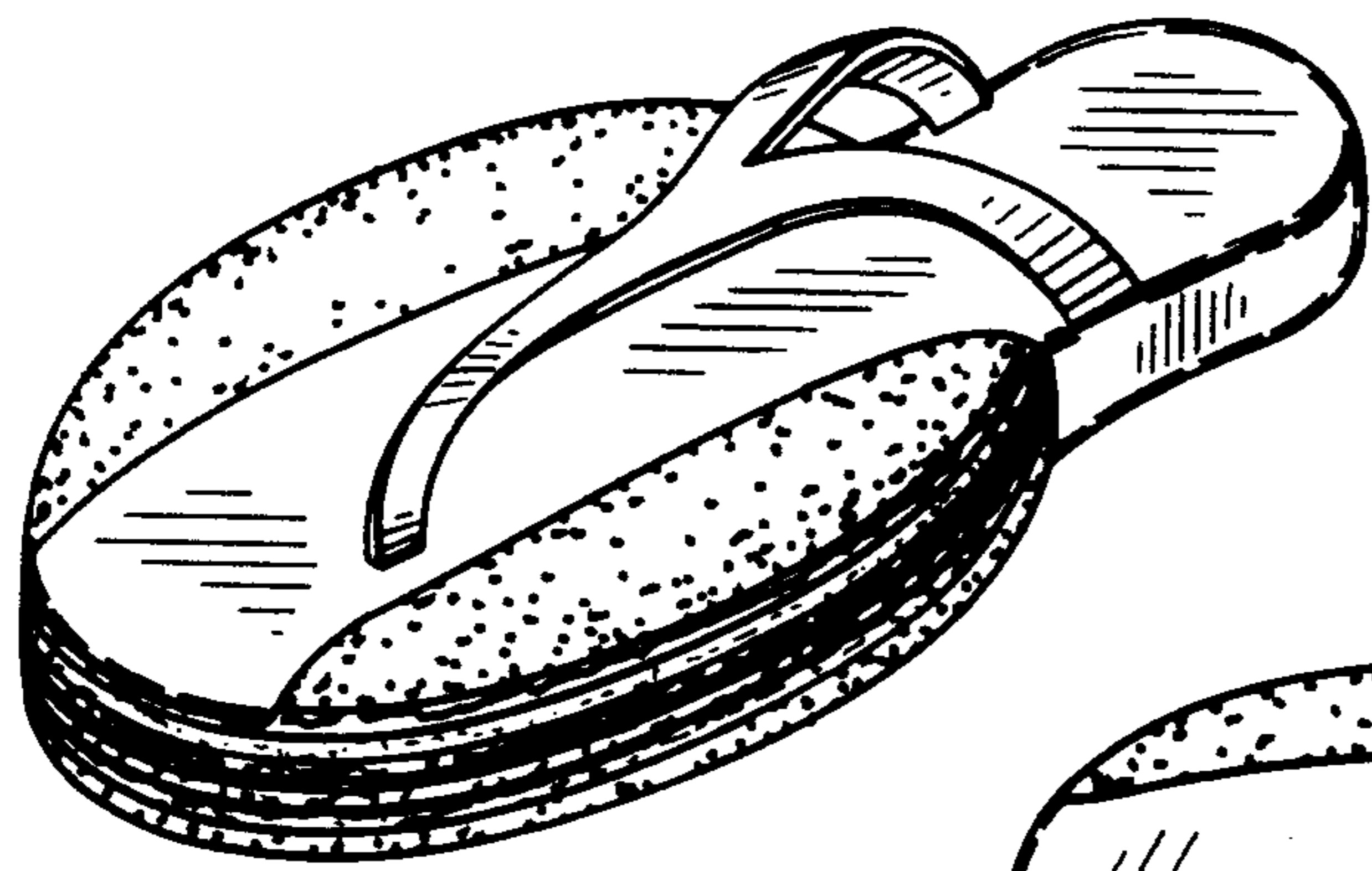


FIG. 1

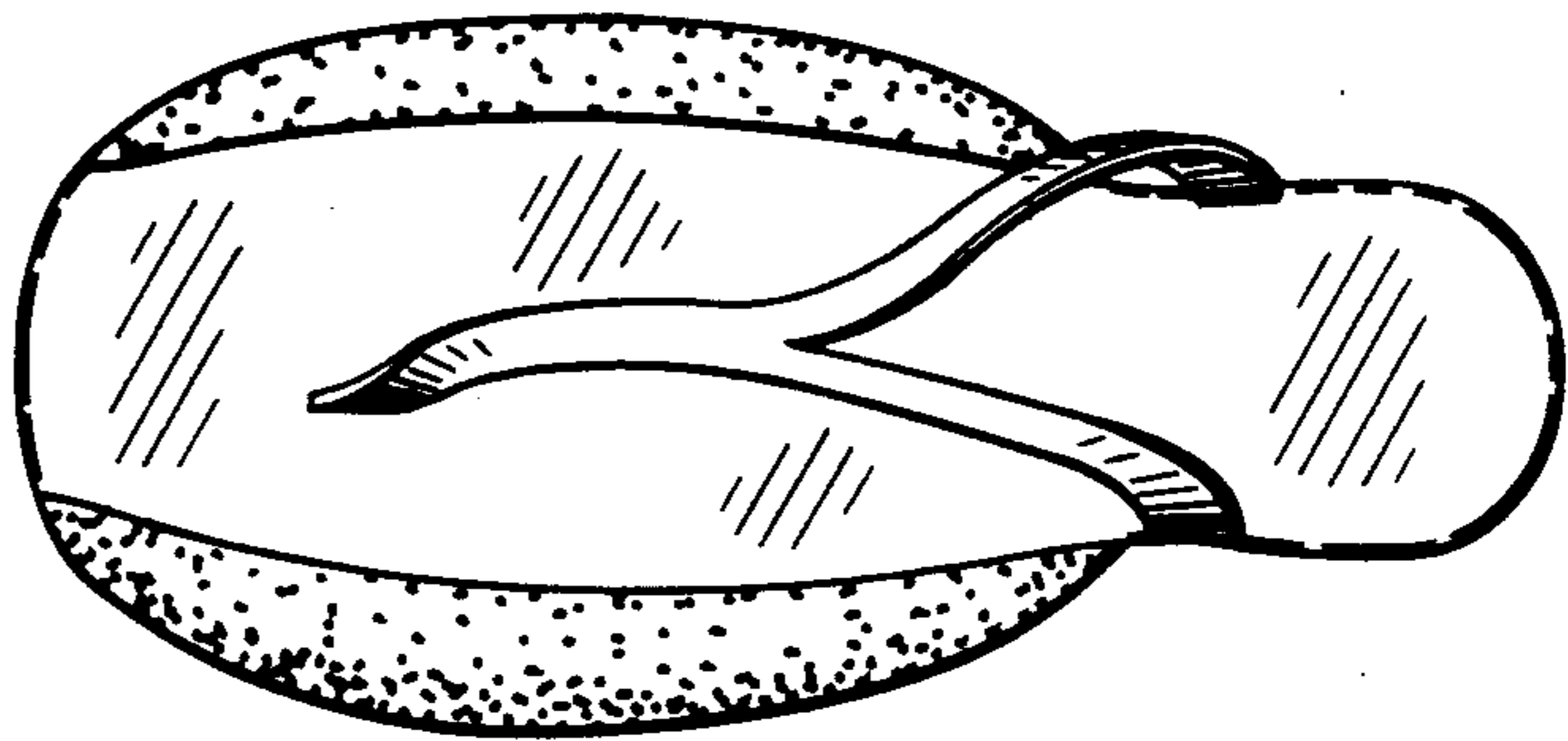


FIG. 2




FIG. 5




FIG. 7



FIG. 4




FIG. 6

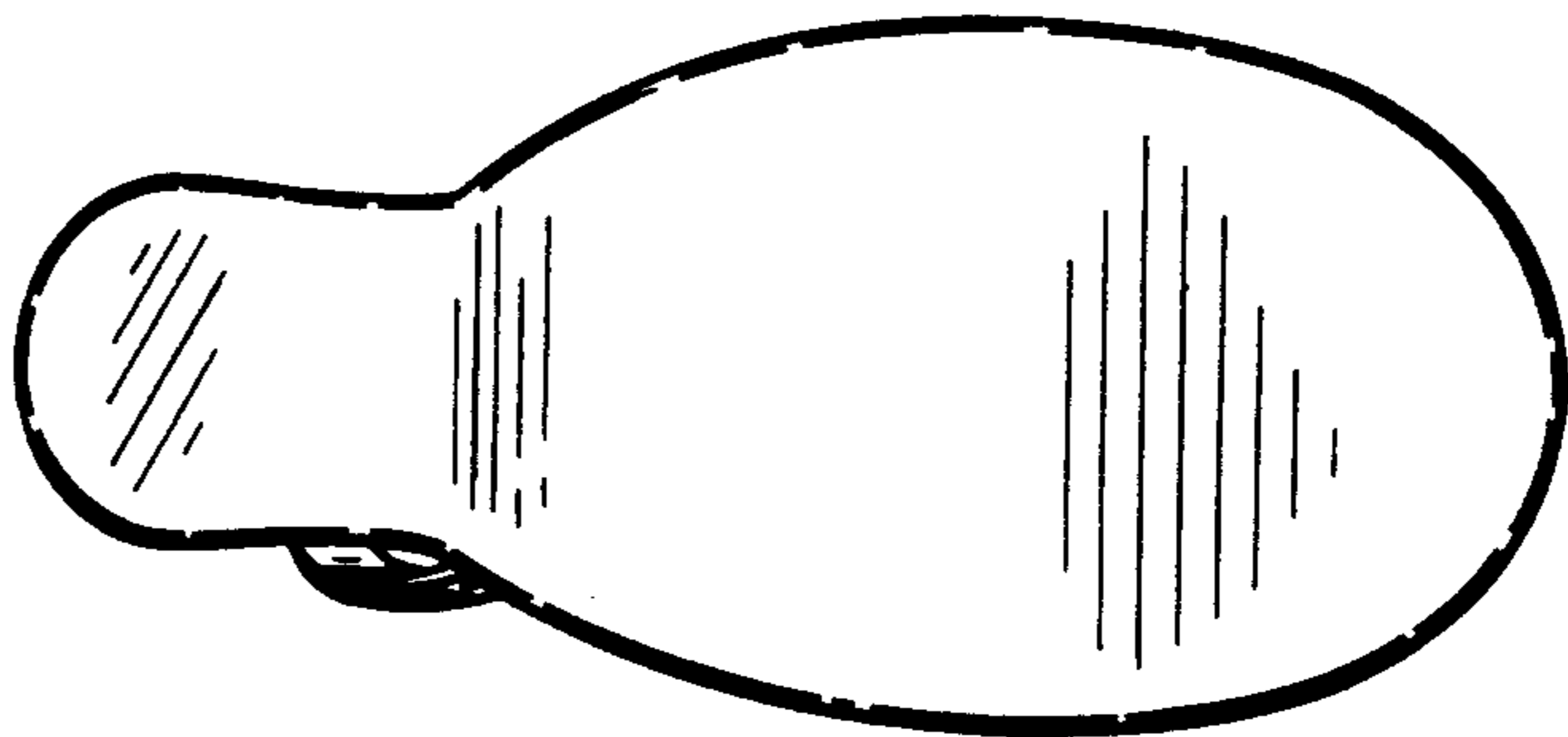


FIG. 3