

[54] **MAGNETIC NECKLACE** 4,095,587 6/1978 Ishikawa 128/1.3

[75] Inventor: **Masaaki Beniya**, Tokyo, Japan

[73] Assignee: **TDK Electronics Co., Ltd.**, Tokyo, Japan

[**] Term: **14 Years**

[21] Appl. No.: **808,251**

[22] Filed: **Jun. 20, 1977**

[51] Int. Cl. **D11-01**

[52] U.S. Cl. **D11/6; D11/13; D11/93**

[58] **Field of Search** **D11/1-4, D11/6, 8, 11-13, 25, 86, 93; 63/1 R, 1 A, 2, 3-5 R, 11, 21, 29 M; 128/1.3; 59/79 R-79 B, 93, 95, 80-82, 90-92; D8/499**

[56] **References Cited**

U.S. PATENT DOCUMENTS

| | | | | |
|------------|---------|----------|-------|---------|
| D. 161,203 | 12/1950 | Philippe | | D11/7 |
| D. 245,769 | 9/1977 | Chihara | | D11/6 X |
| 1,246,598 | 11/1917 | Henkes | | 59/80 |

OTHER PUBLICATIONS

Jewelers' Circular-Keystone, Aug. 1976, p. 115-Necklace at top right.

Primary Examiner—Louis S. Zarfaz
Attorney, Agent, or Firm—Davidson C. Miller

[57] **CLAIM**

The ornamental design for a magnetic necklace, substantially as shown and described.

DESCRIPTION

FIG. 1 is a front elevational view of a magnetic necklace showing my design;
 FIG. 2 is a top plan view;
 FIG. 3 is a bottom plan view;
 FIG. 4 is a left side elevational view;
 FIG. 5 is a right side elevational view;
 FIG. 6 is an enlarged front elevational view of one of the links;
 FIG. 7 is an enlarged side view of one of the links; and
 FIG. 8 is an enlarged end view of one of the links.

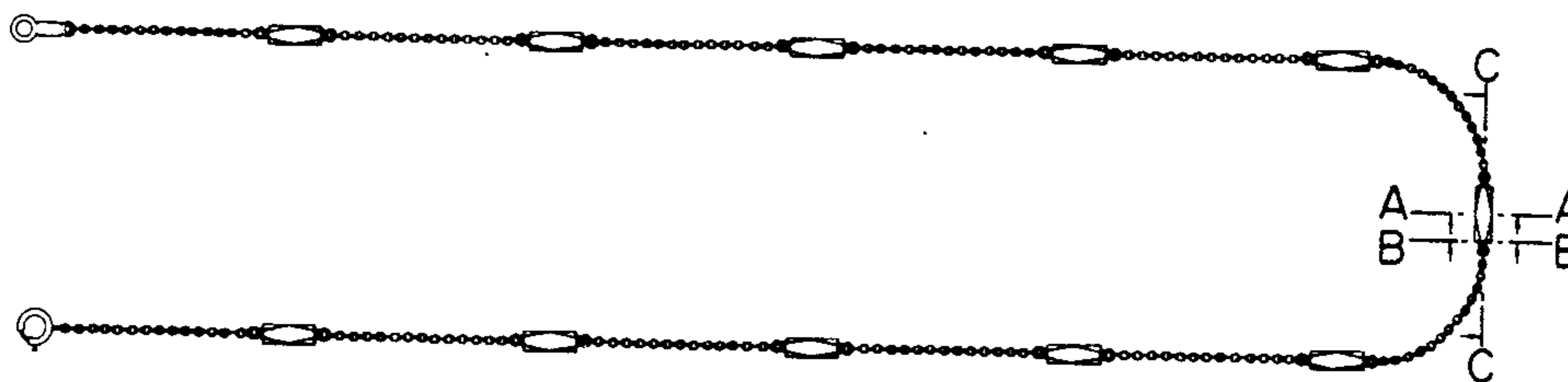


FIG. 1





FIG. 2



FIG. 3



FIG. 4 FIG. 5



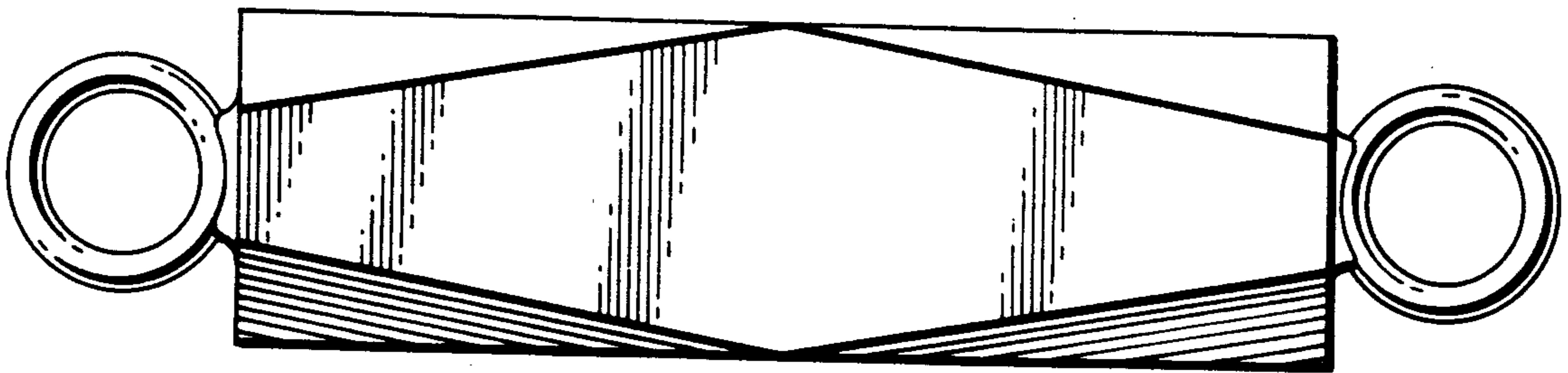


FIG. 6

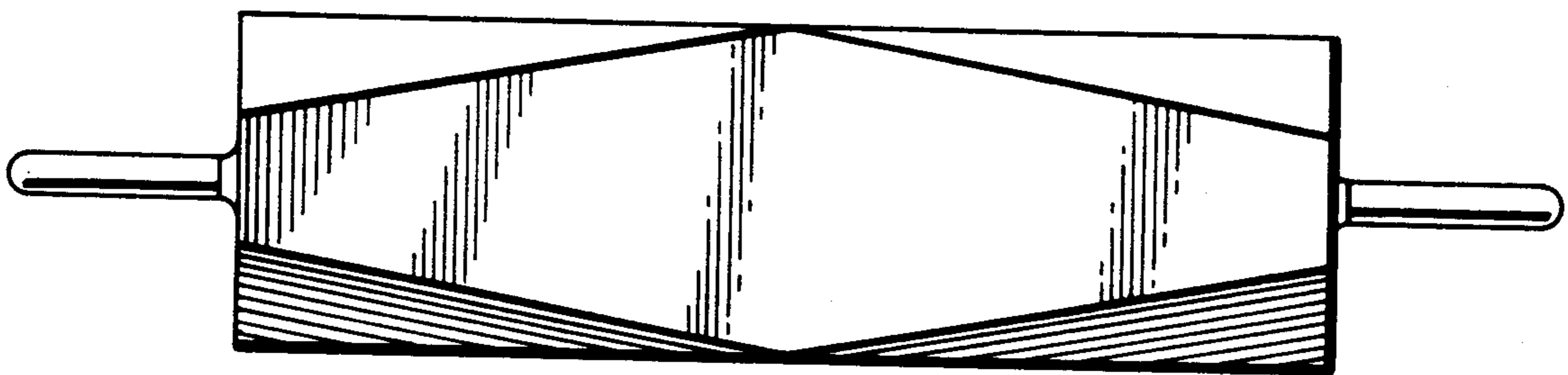


FIG. 7

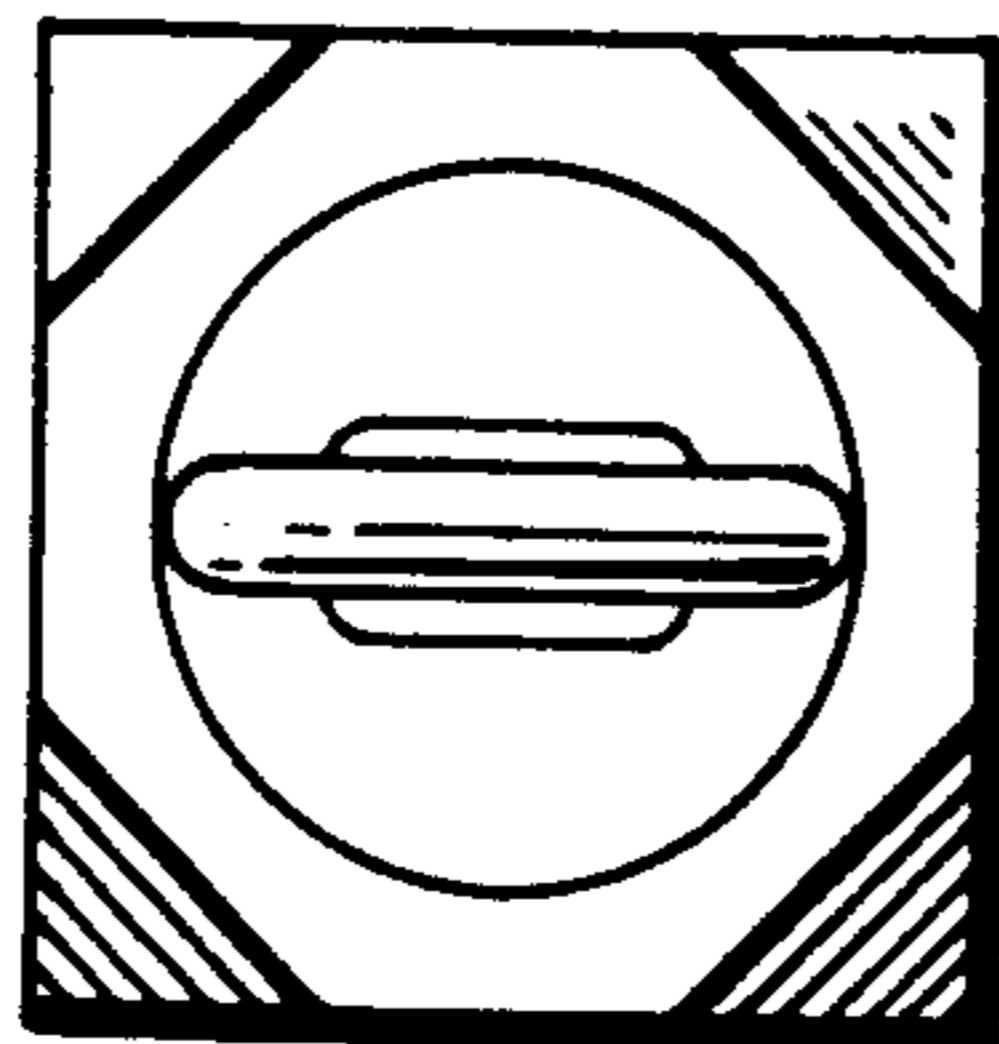


FIG. 8