

[54] COMBINED MOTOR VEHICULAR CARTRIDGE OR CASSETTE PLAYER AND CITIZENS' BAND TRANSCEIVER OR THE LIKE

[75] Inventors: Kikuo Ohta; Toshio Igo, both of Katano; Satoru Usami, Hirakata, all of Japan

[73] Assignee: Matsushita Electric Industrial Co., Ltd., Kadoma, Japan

[\*\*] Term: 14 Years

[21] Appl. No.: 817,288

[22] Filed: Jul. 20, 1977

[30] Foreign Application Priority Data Jan. 20, 1977 [JP] Japan ..... 52-1485

[51] Int. Cl. .... D14-01; D14-03

[52] U.S. Cl. .... D14/5; D14/7; D14/68

[58] Field of Search ..... D14/1, 2, 5-7, D14/52, 68-73, 75, 76, 79, 84, 85, 96, 99

[56] References Cited

U.S. PATENT DOCUMENTS

D. 224,544 8/1972 Nishimura ..... D14/7
D. 241,069 8/1976 Sandberg ..... D14/68

OTHER PUBLICATIONS

Evans, '76 Cat., ©175, p. 247x, Item "D" #6808-02-7-4R.

Home Furnishings Daily, 1-13-77, Sanyo Supplement, p. "5," Item #FT415.

Retailing Home Furnishings, 6/5-6/77, section 3, p. 4, Item # "CQ-2700".

Primary Examiner—Joel Stearman
Assistant Examiner—Jane E. Corrigan
Attorney, Agent, or Firm—Richard C. Sughrue

[57] CLAIM


The ornamental design for a combined motor vehicular cartridge or cassette player and citizens' band transceiver or the like, as shown.

DESCRIPTION


FIG. 1 is a front, top and right side perspective view of a combined motor vehicular cartridge or cassette player and citizens' band transceiver or the like showing our new design;

FIG. 2 is a rear, bottom and left side perspective view; and

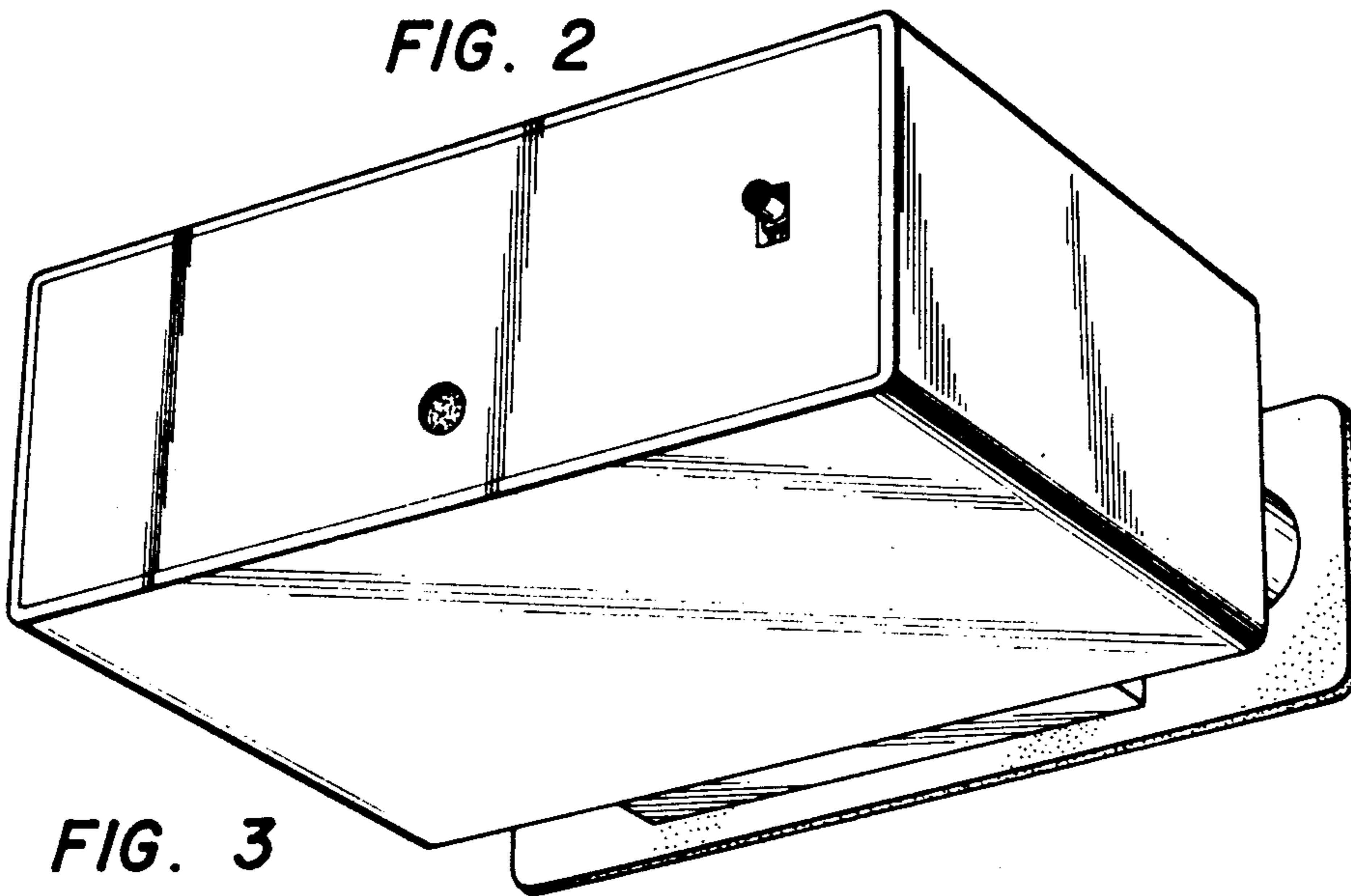
FIG. 3 is a top plan view thereof.



*FIG. 1*



*FIG. 2*



*FIG. 3*

